

2014

www.TennisTop10.com

Rubén A. Báez

13.12.2014

tennis top10

australian open
The Grand Slam of Asia/Pacific



WTA BY COUNTRIES – STATISTICS OF 2014 SEASON

Statistic report of the countries performance in 2014 Season

INDEX

WTA BY COUNTRIES - Statistics of 2014 season	3
Global statistics - 2013 and 2014 seasons	5

PART 1

Statistics by countries

Tiebreaks	7
Aces	10
Double Faults	13
1 st Serve (Average) - Balls inside the serve zone	16
2 nd Serve (Average) - Balls inside the serve zone	19
1 st Serve Points Won (Average)	22
2 nd Serve Points Won (Average)	25
Break Points Saved	28
1 st Return Points Won (Average)	31
2 nd Return Points Won (Average)	34
Break Points Won	37
Match Time (Hours)	40

PART 2

Players by ranking ordered alphabetically by country

Argentina, Australia, Austria, Azerbaijan, Belarus, Belgium, Brazil, Bulgaria	44
Canada, China, Chinenes Taipei, Colombia	45
Croatia, Czech Republic, Denmark, Estonia, France, Georgia	46
Germany, Great Britain, Greece, Hong Kong, Hungary, India, Israel	47
Italy, Japan, Kazahstan, Korea, Latvia, Luxembourg, Mexico	48
Montenegro, Morocco, Netherland, New Zealand, Oman, Paraguay, Poland, Portugal, Puerto Rico	49
Romania, Russia, Serbia, Slovaquia	50
Slovenia, South Africa, Spain, Sweden, Switzerland, Thailand, Tunisia	51
Turkey, Ukraine, United States, Uzbekistan	52

2014 SEASON

Period of analysis: From January 1st to November 9th

WTA BY COUNTRIES - STATISTICS OF 2014 SEASON

Date of Report¹: 13.12.2014

By Rubén A. Báez²

This report sets out relevant performance statistics that are presented by country of the WTA 2014 season in the same categories that were analyzed for the players in the report already released: [WTA TOP 100 – Statistics of 2014 season \(Updated to 09.11.2014\)](#).

The analysis covers the period from January 1st, 2014 to November 09th, 2014. For WTA tournaments are included Premier, Premier Mandatory, International, 125K Series and Tour Championships categories, Australian Open, Roland Garros, Wimbledon, US Open and the Fed Cup. There are not statistics contemplated for all tournaments classifications including the Grand Slams.

The tables are presented for each player or analyst can draw their own conclusions.

The statistics about winners, unforced errors and net points won are partial so this is the reason that is not published in this report.

Rankings updated 08.12.2014³

¹ Report elaboration based on data from Official Websites of:

www.AustralianOpen.com

www.RolandGarros.com

www.Wimbledon.com

www.USOpen.org

www.WTAtennis.com

www.FedCup.com

² Tennis Instructor (Argentine School of Tennis Instructors, Buenos Aires), Bachelor in Business Administration, Public Accountant, Post grade's degree in Finance Management and Capital Markets, MBA (IAE Business School, Austral University, Argentina).

³ There are some differences in the rankings of some players with regard to the report **WTA TOP 100 - Statistics of 2014 season (Updated to 09.11.2014)**. Probably, due to some adjustments made by the WTA between the 09.11.2014 and 08.12.2014. Inside this report there is an erratum about this issue.

2014 SEASON

Period of analysis: From January 1st to November 9th

The report is presented in two parts, Part 1 and Part 2, displaying the same information but sorted differently to facilitate comprehensive analysis of the statistics of the season 2014. In Part 1, the report presents statistical information in the classic way, but this time instead of the players report presents the performance by "countries" sorting in each category by order of merit or demerit (in the case of double faults). In Part 2, the report presents statistics from the season 2014, ordered alphabetically by country and within each country exhibit the players, with their statistics, in order of ranking. This information is very useful for analyzing the performance by country and to observe the contribution of each player in the performance of their respective country.

A warning is necessary regarding the calculation of the total averages in both parts, Part 1 and Part 2. The averages percentage calculation of Part 1 of the report are the true averages, that is to say, for computations are considered all data, the total population of data for each country. We are talking of total country average. Instead in Part 2 of the report, in the chart, have not been exhibited total averages percentage (%) in the last row of each country because they are just estimates of the true population values or the true averages displayed in Part 1 of this report. The reason for this discrepancy is purely statistical, in Part 1 all data are taken for the calculation of averages and in the Part 2 only are considered the data in the chart of Part 2 (average of averages).

In summary, Part 1 shows the averages to be considered for each country, while Part 2 illustrates the individual averages to consider for each player and the contribution made to conform to the statistics of each country. The latter can be compared with the previous report released on November 26th, 2014:

www.tennistop10.com/articles/WTATop100-Season2014_EnglishUpdate.pdf

If you reader want to calculate the average, in Part 2 (Tables), please note mentioned above and only consider it as a good approximation but know that is not the "true" average is an approximated average, is only an acceptable estimation with a statistically non-significant difference in most cases. This will depend on the dispersion of data about their true mean.

Remember that this comment is only for the columns of the Services (1st, 2nd) and Return (1st and 2nd), for the rest of the columns that expose the result in the row "Total" is correct and must match in both Part 1 and Part 2.

As a tip to properly analyze these statistics, I recommend Part 1 to display the performance by country, similar to the report made to the players. Part 2 is more useful to analyze the contribution that each player has made the respective country in the statistics.

2014 SEASON

Period of analysis: From January 1st to November 9th

GLOBAL STATISTICS – SEASONS 2013 AND 2014⁴

	2013	2014
Total matches played	2,621	2,674
Tiebreaks	589	622
Aces	12,519	13,825
Double Faults	19,138	19,162
1st Serve In - Balls inside the service zone	61.5%	61.8%
2nd Serve In - Balls inside the service zone	88.6%	88.7%
1st Serve Points Won	62.7%	62.7%
2nd Serve Points Won	45.0%	45.1%
Break Points Saved	53.9%	54.3%
Break Points Won	46.1%	45.7%
1st Return Points Won	37.3%	37.3%
2nd Return Points Won	55.1%	54.9%

⁴ Included Premier, Premier Mandatory, International, 125K Series and Tour Championships categories, Australian Open, Roland Garros, Wimbledon, US Open and the Fed Cup. Again, there are not statistics contemplated for all tournaments classifications including the Grand Slams.



PART 1

Statistics by countries

2014 SEASON

Period of analysis: From January 1st to November 9th

Tiebreaks

Pos.	Country	Played Matches	Won	Lost	Total	Won/Total %
1	United States	558	69	63	132	52%
2	Czech Republic	397	65	40	105	62%
3	Germany	357	45	43	88	51%
4	Russia	368	41	38	79	52%
5	Italy	303	33	36	69	48%
6	Spain	267	38	28	66	58%
7	China	288	34	31	65	52%
8	France	213	32	33	65	49%
9	Romania	215	15	35	50	30%
10	Serbia	217	25	18	43	58%
11	Slovakia	220	16	24	40	40%
12	Japan	143	22	16	38	58%
13	Australia	145	16	21	37	43%
14	Croatia	118	19	14	33	58%
15	Ukraine	121	17	16	33	52%
16	Kazakhstan	92	18	13	31	58%
17	Switzerland	125	10	18	28	36%
18	Belgium	112	12	14	26	46%
19	Canada	109	14	8	22	64%
20	Poland	132	10	10	20	50%
21	Denmark	68	7	10	17	41%
22	Estonia	42	10	5	15	67%

2014 SEASON

Period of analysis: From January 1st to November 9th

Tiebreaks

Pos.	Country	Played Matches	Won	Lost	Total	Won/Total %
23	Austria	79	8	6	14	57%
24	Slovenia	42	5	8	13	38%
25	Netherlands	39	6	6	12	50%
26	Great Britain	45	4	5	9	44%
27	Sweden	33	2	6	8	25%
28	Puerto Rico	34	4	3	7	57%
29	South Africa	32	2	5	7	29%
30	Chinese Taipei	39	2	5	7	29%
31	Belarus	49	2	5	7	29%
32	Israel	47	4	2	6	67%
33	Bulgaria	37	3	3	6	50%
34	Montenegro	19	1	5	6	17%
35	Argentina	35	1	5	6	17%
36	Brazil	28	3	2	5	60%
37	Hungary	19	2	3	5	40%
38	New Zealand	32	2	2	4	50%
39	Turkey	12	0	4	4	0%
40	Thailand	30	0	4	4	0%
41	Colombia	12	0	3	3	0%
42	Korea	4	1	1	2	50%
43	Paraguay	5	1	0	1	100%
44	Hong Kong	14	1	0	1	100%

2014 SEASON

Period of analysis: From January 1st to November 9th

Tiebreaks

Pos.	Country	Played Matches	Won	Lost	Total	Won/Total %
45	Latvia	3	0	1	1	0%
46	Georgia	4	0	1	1	0%
47	Luxembourg	7	0	1	1	0%
48	Portugal	8	0	1	1	0%
49	Tunisia	9	0	1	1	0%
50	Azerbaijan	1	0	0	0	0%
51	Morocco	1	0	0	0	0%
52	Oman	1	0	0	0	0%
53	Greece	2	0	0	0	0%
54	India	2	0	0	0	0%
55	Mexico	4	0	0	0	0%
56	Uzbekistan	10	0	0	0	0%

2014 SEASON

Period of analysis: From January 1st to November 9th

ACES

Pos.	Country	Played Matches	Aces	Aces per Match
1	United States	558	1903	3
2	Czech Republic	397	1584	4
3	Russia	368	1127	3
4	Germany	357	1053	3
5	Italy	303	783	3
6	France	213	614	3
7	Serbia	217	583	3
8	China	288	505	2
9	Australia	145	489	3
10	Croatia	118	467	4
11	Romania	215	418	2
12	Spain	267	388	1
13	Slovakia	220	346	2
14	Switzerland	125	326	3
15	Belgium	112	307	3
16	Poland	132	261	2
17	Canada	109	247	2
18	Kazakhstan	92	220	2
19	Ukraine	121	218	2
20	Great Britain	45	176	4
21	Japan	143	154	1
22	Estonia	42	153	4
23	Denmark	68	144	2
24	Slovenia	42	117	3
25	Belarus	49	115	2
26	Netherlands	39	108	3

2014 SEASON

Period of analysis: From January 1st to November 9th

ACES

Pos.	Country	Played Matches	Aces	Aces per Match
27	Puerto Rico	34	103	3
28	Hungary	19	98	5
29	Bulgaria	37	96	3
30	New Zealand	32	93	3
31	Austria	79	85	1
32	Montenegro	19	64	3
33	Argentina	35	61	2
34	Sweden	33	54	2
35	Thailand	30	50	2
36	Chinese Taipei	39	50	1
37	Israel	47	50	1
38	Uzbekistan	10	46	5
39	Brazil	28	33	1
40	Colombia	12	22	2
41	South Africa	32	20	1
42	Tunisia	9	15	2
43	Hong Kong	14	14	1
44	Luxembourg	7	12	2
45	Turkey	12	12	1
46	Latvia	3	11	4
47	Georgia	4	10	3
48	Paraguay	5	7	1
49	Korea	4	6	2
50	Portugal	8	4	1
51	Mexico	4	2	1
52	Oman	1	1	1

2014 SEASON*Period of analysis: From January 1st to November 9th***ACES**

Pos.	Country	Played Matches	Aces	Aces per Match
53	Azerbaijan	1	0	0
54	Morocco	1	0	0
55	Greece	2	0	0
56	India	2	0	0

2014 SEASON

Period of analysis: From January 1st to November 9th

DOUBLE FAULTS

Pos.	Country	Played Matches	D. Faults	DF per Match
1	United States	558	1946	3
2	Russia	368	1541	4
3	Czech Republic	397	1434	4
4	Germany	357	1406	4
5	Italy	303	1138	4
6	France	213	1011	5
7	Romania	215	815	4
8	China	288	800	3
9	Serbia	217	793	4
10	Spain	267	789	3
11	Slovakia	220	736	3
12	Croatia	118	545	5
13	Australia	145	474	3
14	Ukraine	121	447	4
15	Japan	143	391	3
16	Canada	109	366	3
17	Kazakhstan	92	364	4
18	Switzerland	125	351	3
19	Belgium	112	350	3
20	Poland	132	292	2
21	Austria	79	274	3
22	Belarus	49	229	5
23	Estonia	42	225	5
24	Israel	47	206	4
25	Great Britain	45	175	4
26	Denmark	68	170	3

2014 SEASON

Period of analysis: From January 1st to November 9th

DOUBLE FAULTS

Pos.	Country	Played Matches	D. Faults	DF per Match
27	Netherlands	39	161	4
28	South Africa	32	160	5
29	Puerto Rico	34	152	4
30	Slovenia	42	145	3
31	Thailand	30	136	5
32	New Zealand	32	121	4
33	Chinese Taipei	39	109	3
34	Montenegro	19	104	5
35	Sweden	33	95	3
36	Argentina	35	88	3
37	Brazil	28	75	3
38	Hungary	19	73	4
39	Bulgaria	37	64	2
40	Colombia	12	63	5
41	Portugal	8	44	6
42	Uzbekistan	10	44	4
43	Tunisia	9	40	4
44	Turkey	12	39	3
45	Korea	4	36	9
46	Hong Kong	14	33	2
47	Latvia	3	19	6
48	Paraguay	5	18	4
49	Mexico	4	16	4
50	Luxembourg	7	16	2
51	Greece	2	13	7
52	Georgia	4	11	3

2014 SEASON*Period of analysis: From January 1st to November 9th***DOUBLE FAULTS**

Pos.	Country	Played Matches	D. Faults	DF per Match
53	India	2	7	4
54	Oman	1	5	5
55	Azerbaijan	1	5	5
56	Morocco	1	2	2

2014 SEASON

Period of analysis: From January 1st to November 9th

1st SERVE (Average) - Balls inside the service zone

Pos.	Country	Played Matches	%
1	Turkey	12	72,5%
2	Greece	2	71,5%
3	Denmark	68	69,1%
4	Sweden	33	68,6%
5	Japan	143	67,7%
6	Paraguay	5	66,6%
7	Chinese Taipei	39	66,4%
8	Brazil	28	66,0%
9	Hong Kong	14	65,9%
10	Argentina	35	65,7%
11	South Africa	32	65,2%
12	Belarus	49	65,0%
13	Morocco	1	65,0%
14	Kazakhstan	92	64,9%
15	Mexico	4	64,7%
16	Austria	79	64,7%
17	Slovakia	220	63,9%
18	China	288	63,8%
19	Spain	267	63,7%
20	Germany	357	63,6%
21	India	2	63,5%
22	Poland	132	63,3%
23	Israel	47	63,1%
24	Romania	215	63,1%
25	Uzbekistan	10	63,0%
26	Ukraine	121	62,6%

2014 SEASON

Period of analysis: From January 1st to November 9th

1st SERVE (Average) - Balls inside the service zone

Pos.	Country	Played Matches	%
27	Korea	4	61,5%
28	United States	558	61,0%
29	Hungary	19	61,0%
30	Thailand	30	60,9%
31	Russia	368	60,8%
32	Serbia	217	60,5%
33	Czech Republic	397	60,2%
34	Canada	109	60,1%
35	Australia	145	60,1%
36	New Zealand	32	60,1%
37	Portugal	8	59,9%
38	Italy	303	59,8%
39	Switzerland	125	59,7%
40	France	213	59,7%
41	Netherlands	39	59,6%
42	Puerto Rico	34	59,4%
43	Bulgaria	37	58,9%
44	Belgium	112	58,9%
45	Great Britain	45	58,4%
46	Luxembourg	7	58,4%
47	Slovenia	42	56,6%
48	Estonia	42	56,1%
49	Colombia	12	55,0%
50	Tunisia	9	54,7%
51	Croatia	118	54,3%
52	Georgia	4	54,0%

2014 SEASON*Period of analysis: From January 1st to November 9th***1st SERVE (Average) - Balls inside the service zone**

Pos.	Country	Played Matches	%
53	Latvia	3	51,3%
54	Montenegro	19	50,3%
55	Oman	1	47,0%
56	Azerbaijan	1	44,0%

2014 SEASON

Period of analysis: From January 1st to November 9th

2nd SERVE (Average) - Balls inside the service zone

Pos.	Country	Played Matches	%
1	Bulgaria	37	94,1%
2	Luxembourg	7	93,2%
3	Georgia	4	92,5%
4	Poland	132	91,7%
5	Argentina	35	91,6%
6	Hong Kong	14	91,2%
7	Switzerland	125	91,1%
8	Denmark	68	90,5%
9	Belgium	112	90,4%
10	China	288	90,3%
11	Spain	267	90,2%
12	Morocco	1	90,0%
13	Japan	143	89,9%
14	Australia	145	89,8%
15	Italy	303	89,5%
16	Chinese Taipei	39	89,4%
17	Slovenia	42	89,4%
18	Canada	109	89,3%
19	Brazil	28	89,2%
20	Czech Republic	397	89,1%
21	United States	558	88,9%
22	Serbia	217	88,8%
23	Great Britain	45	88,7%
24	Hungary	19	88,7%
25	Netherlands	39	88,7%
26	Slovakia	220	88,6%

2014 SEASON

Period of analysis: From January 1st to November 9th

2nd SERVE (Average) - Balls inside the service zone

Pos.	Country	Played Matches	%
27	Tunisia	9	88,0%
28	Sweden	33	88,0%
29	Ukraine	121	88,0%
30	Uzbekistan	10	87,9%
31	Russia	368	87,8%
32	Croatia	118	87,8%
33	India	2	87,6%
34	New Zealand	32	87,6%
35	Austria	79	87,4%
36	Germany	357	87,4%
37	Romania	215	87,4%
38	Kazakhstan	92	87,3%
39	Montenegro	19	87,1%
40	France	213	86,7%
41	Estonia	42	86,5%
42	Israel	47	86,5%
43	Puerto Rico	34	86,4%
44	Paraguay	5	86,2%
45	Thailand	30	85,4%
46	South Africa	32	84,6%
47	Portugal	8	84,5%
48	Turkey	12	84,4%
49	Belarus	49	84,4%
50	Colombia	12	84,0%
51	Latvia	3	83,9%
52	Mexico	4	81,1%

2014 SEASON*Period of analysis: From January 1st to November 9th***2nd SERVE (Average) - Balls inside the service zone**

Pos.	Country	Played Matches	%
53	Korea	4	79,4%
54	Oman	1	78,3%
55	Azerbaijan	1	75,0%
56	Greece	2	69,0%

2014 SEASON

Period of analysis: From January 1st to November 9th

1st SERVE POINTS WON (Average)

Pos.	Country	Played Matches	1 st Serv. W
1	Montenegro	19	67,6%
2	Uzbekistan	10	67,0%
3	Croatia	118	66,7%
4	Latvia	3	66,7%
5	Puerto Rico	34	66,1%
6	Czech Republic	397	66,0%
7	Denmark	68	65,4%
8	New Zealand	32	65,3%
9	United States	558	65,1%
10	Serbia	217	64,8%
11	Georgia	4	64,6%
12	Hungary	19	64,6%
13	Australia	145	64,5%
14	Estonia	42	64,3%
15	France	213	64,2%
16	Russia	368	64,1%
17	Italy	303	63,2%
18	Belarus	49	63,2%
19	Netherlands	39	62,8%
20	Germany	357	62,8%
21	Canada	109	62,8%
22	Belgium	112	62,7%
23	Bulgaria	37	62,5%
24	India	2	62,5%
25	Great Britain	45	62,5%
26	Switzerland	125	62,0%

2014 SEASON

Period of analysis: From January 1st to November 9th

1st SERVE POINTS WON (Average)

Pos.	Country	Played Matches	1 st Serv. W
27	Ukraine	121	61,9%
28	Slovenia	42	61,8%
29	Romania	215	61,4%
30	Thailand	30	61,1%
31	China	288	61,0%
32	Tunisia	9	60,7%
33	Kazakhstan	92	60,5%
34	Spain	267	60,4%
35	Poland	132	60,2%
36	Slovakia	220	60,1%
37	Sweden	33	59,7%
38	Luxembourg	7	59,5%
39	Japan	143	58,2%
40	Israel	47	58,2%
41	Chinese Taipei	39	58,1%
42	Portugal	8	58,1%
43	Argentina	35	57,9%
44	South Africa	32	57,3%
45	Hong Kong	14	56,9%
46	Austria	79	56,9%
47	Colombia	12	56,6%
48	Greece	2	56,3%
49	Brazil	28	55,9%
50	Turkey	12	55,9%
51	Paraguay	5	55,6%
52	Korea	4	54,5%

2014 SEASON*Period of analysis: From January 1st to November 9th***1st SERVE POINTS WON (Average)**

Pos.	Country	Played Matches	1st Serv. W
53	Mexico	4	46,7%
54	Morocco	1	38,2%
55	Oman	1	31,3%
56	Azerbaijan	1	0,0%

2014 SEASON

Period of analysis: From January 1st to November 9th

2nd SERVE POINTS WON (Average)

Pos.	Country	Played Matches	2 nd Serv. W
1	Thailand	30	47,7%
2	Australia	145	47,7%
3	Belgium	112	47,0%
4	Denmark	68	46,8%
5	Poland	132	46,8%
6	Czech Republic	397	46,6%
7	Italy	303	46,3%
8	China	288	46,3%
9	United States	558	46,0%
10	Puerto Rico	34	45,9%
11	Spain	267	45,9%
12	Montenegro	19	45,7%
13	Japan	143	45,6%
14	Romania	215	45,4%
15	Serbia	217	45,4%
16	Russia	368	45,0%
17	Argentina	35	44,9%
18	Slovenia	42	44,9%
19	Sweden	33	44,8%
20	Slovakia	220	44,8%
21	Canada	109	44,8%
22	Kazakhstan	92	44,7%
23	Germany	357	44,5%
24	Tunisia	9	44,3%
25	Netherlands	39	44,2%
26	Uzbekistan	10	44,2%

2014 SEASON

Period of analysis: From January 1st to November 9th

2nd SERVE POINTS WON (Average)

Pos.	Country	Played Matches	2 nd Serv. W
27	Hungary	19	44,0%
28	Switzerland	125	43,9%
29	Croatia	118	43,8%
30	Hong Kong	14	43,7%
31	France	213	43,6%
32	Estonia	42	43,5%
33	Bulgaria	37	43,3%
34	Ukraine	121	43,2%
35	New Zealand	32	43,1%
36	Belarus	49	42,9%
37	Turkey	12	42,7%
38	Great Britain	45	42,6%
39	Austria	79	42,0%
40	Chinese Taipei	39	41,8%
41	Luxembourg	7	41,5%
42	Colombia	12	41,4%
43	Israel	47	41,1%
44	South Africa	32	41,0%
45	Paraguay	5	40,7%
46	Brazil	28	40,6%
47	Portugal	8	38,9%
48	Oman	1	38,9%
49	Georgia	4	38,2%
50	Latvia	3	37,5%
51	Mexico	4	35,3%
52	Korea	4	33,8%

2014 SEASON*Period of analysis: From January 1st to November 9th***2nd SERVE POINTS WON (Average)**

Pos.	Country	Played Matches	2nd Serv. W
53	India	2	32,7%
54	Morocco	1	27,8%
55	Azerbaijan	1	20,0%
56	Greece	2	17,2%

2014 SEASON

Period of analysis: From January 1st to November 9th

BREAK POINTS SAVED

Pos.	Country	Played Matches	BKP Saved	Total BKP	BKP S%
1	United States	558	2.364	4.275	55%
2	Czech Republic	397	1.779	3.125	57%
3	Germany	357	1.703	3.094	55%
4	Russia	368	1.640	3.010	54%
5	Italy	303	1.389	2.530	55%
6	Spain	267	1.310	2.388	55%
7	China	288	1.269	2.354	54%
8	Slovakia	220	1.075	1.982	54%
9	France	213	1.045	1.889	55%
10	Romania	215	934	1.753	53%
11	Serbia	217	938	1.713	55%
12	Japan	143	690	1.294	53%
13	Australia	145	615	1.124	55%
14	Poland	132	569	1.065	53%
15	Switzerland	125	527	1.037	51%
16	Ukraine	121	511	999	51%
17	Croatia	118	518	964	54%
18	Belgium	112	499	912	55%
19	Canada	109	469	894	52%
20	Kazakhstan	92	426	818	52%
21	Austria	79	377	744	51%
22	Denmark	68	290	484	60%
23	Israel	47	229	476	48%
24	Belarus	49	225	402	56%
25	Great Britain	45	199	400	50%
26	Estonia	42	217	393	55%

2014 SEASON

Period of analysis: From January 1st to November 9th

BREAK POINTS SAVED

Pos.	Country	Played Matches	BKP Saved	Total BKP	BKP S%
27	Chinese Taipei	39	199	388	51%
28	Slovenia	42	196	357	55%
29	Argentina	35	204	356	57%
30	Netherlands	39	187	346	54%
31	South Africa	32	167	326	51%
32	Bulgaria	37	162	312	52%
33	Sweden	33	150	274	55%
34	Brazil	28	144	272	53%
35	Thailand	30	142	255	56%
36	New Zealand	32	132	248	53%
37	Puerto Rico	34	122	235	52%
38	Montenegro	19	100	173	58%
39	Hungary	19	95	169	56%
40	Hong Kong	14	89	150	59%
41	Turkey	12	53	108	49%
42	Colombia	12	50	107	47%
43	Tunisia	9	50	100	50%
44	Portugal	8	54	95	57%
45	Uzbekistan	10	45	77	58%
46	Korea	4	35	65	54%
47	Luxembourg	7	30	58	52%
48	Paraguay	5	20	45	44%
49	Mexico	4	19	40	48%
50	Georgia	4	18	35	51%
51	Latvia	3	16	29	55%
52	India	2	10	20	50%

2014 SEASON*Period of analysis: From January 1st to November 9th***BREAK POINTS SAVED**

Pos.	Country	Played Matches	BKP Saved	Total BKP	BKP S%
53	Greece	2	6	17	35%
54	Morocco	1	5	12	42%
55	Oman	1	2	7	29%
56	Azerbaijan	1	1	7	14%

2014 SEASON

Period of analysis: From January 1st to November 9th

1st RETURN POINTS WON (Average)

Pos.	Country	Played Matches	1 st Ret. PW
1	South Africa	32	41,6%
2	Denmark	68	40,3%
3	Korea	4	40,1%
4	Romania	215	39,6%
5	Poland	132	39,5%
6	Spain	267	39,0%
7	Germany	357	38,6%
8	China	288	38,5%
9	Italy	303	38,5%
10	Switzerland	125	38,3%
11	Turkey	12	38,3%
12	Serbia	217	38,2%
13	Japan	143	37,6%
14	Canada	109	37,5%
15	Russia	368	37,4%
16	Slovakia	220	37,4%
17	Israel	47	37,3%
18	Kazakhstan	92	37,3%
19	Netherlands	39	37,2%
20	Austria	79	37,1%
21	Chinese Taipei	39	37,1%
22	Bulgaria	37	37,0%
23	United States	558	37,0%
24	Hong Kong	14	36,9%
25	Puerto Rico	34	36,7%
26	Czech Republic	397	36,5%

2014 SEASON

Period of analysis: From January 1st to November 9th

1st RETURN POINTS WON (Average)

Pos.	Country	Played Matches	1 st Ret. PW
27	Sweden	33	36,4%
28	New Zealand	32	36,2%
29	Ukraine	121	36,2%
30	Argentina	35	36,0%
31	Azerbaijan	1	36,0%
32	France	213	35,9%
33	Thailand	30	35,9%
34	Brazil	28	35,8%
35	Estonia	42	35,8%
36	Colombia	12	35,7%
37	Australia	145	35,1%
38	Croatia	118	35,0%
39	Latvia	3	35,0%
40	Tunisia	9	34,9%
41	Slovenia	42	34,9%
42	Belarus	49	34,8%
43	Belgium	112	34,4%
44	Hungary	19	33,5%
45	Greece	2	33,3%
46	Morocco	1	33,3%
47	Uzbekistan	10	33,3%
48	Great Britain	45	33,1%
49	Paraguay	5	32,9%
50	Luxembourg	7	32,1%
51	Georgia	4	31,1%
52	Montenegro	19	31,0%

2014 SEASON*Period of analysis: From January 1st to November 9th***1st RETURN POINTS WON (Average)**

Pos.	Country	Played Matches	1st Ret. PW
53	Portugal	8	30,8%
54	India	2	29,8%
55	Oman	1	25,9%
56	Mexico	4	18,8%

2014 SEASON

Period of analysis: From January 1st to November 9th

2nd RETURN POINTS WON (Average)

Pos.	Country	Played Matches	2 nd Ret. PW
1	South Africa	32	59,9%
2	Korea	4	59,9%
3	India	2	59,7%
4	Tunisia	9	59,3%
5	Portugal	8	58,5%
6	Denmark	68	57,5%
7	Netherlands	39	57,1%
8	Canada	109	56,7%
9	Romania	215	56,6%
10	Germany	357	56,5%
11	Colombia	12	56,4%
12	Thailand	30	56,3%
13	Kazakhstan	92	56,3%
14	Bulgaria	37	56,1%
15	Serbia	217	56,0%
16	Russia	368	55,9%
17	Spain	267	55,6%
18	Poland	132	55,5%
19	Hong Kong	14	55,3%
20	Belarus	49	55,3%
21	Slovakia	220	55,0%
22	Argentina	35	54,9%
23	Estonia	42	54,9%
24	Greece	2	54,8%
25	China	288	54,8%
26	Italy	303	54,6%

2014 SEASON

Period of analysis: From January 1st to November 9th

2nd RETURN POINTS WON (Average)

Pos.	Country	Played Matches	2 nd Ret. PW
27	United States	558	54,5%
28	Ukraine	121	54,5%
29	Japan	143	54,3%
30	Chinese Taipei	39	54,3%
31	Croatia	118	54,2%
32	Montenegro	19	54,1%
33	Switzerland	125	54,0%
34	Austria	79	54,0%
35	Australia	145	53,9%
36	France	213	53,9%
37	Israel	47	53,8%
38	Paraguay	5	53,8%
39	Sweden	33	53,7%
40	Czech Republic	397	53,4%
41	Latvia	3	52,4%
42	New Zealand	32	52,0%
43	Slovenia	42	51,8%
44	Great Britain	45	51,6%
45	Georgia	4	51,5%
46	Uzbekistan	10	51,4%
47	Belgium	112	51,3%
48	Puerto Rico	34	51,2%
49	Turkey	12	51,2%
50	Hungary	19	50,8%
51	Brazil	28	50,4%
52	Luxembourg	7	50,0%

2014 SEASON*Period of analysis: From January 1st to November 9th***2nd RETURN POINTS WON (Average)**

Pos.	Country	Played Matches	2nd Ret. PW
53	Mexico	4	50,0%
54	Morocco	1	42,9%
55	Oman	1	33,3%
56	Azerbaijan	1	21,4%

2014 SEASON

Period of analysis: From January 1st to November 9th

BREAK POINTS WON

Pos.	Country	Played Matches	BKP Won	Total BKP	BKP Won%
1	United States	558	2117	4676	45%
2	Czech Republic	397	1493	3445	43,34%
3	Russia	368	1470	3225	46%
4	Germany	357	1489	3173	47%
5	Italy	303	1208	2625	46%
6	Spain	267	1112	2350	47%
7	China	288	1105	2243	49%
8	Romania	215	937	1949	48%
9	Serbia	217	884	1911	46%
10	Slovakia	220	847	1869	45%
11	France	213	780	1779	44%
12	Japan	143	530	1158	46%
13	Australia	145	522	1142	46%
14	Poland	132	513	1130	45%
15	Switzerland	125	486	1047	46%
16	Canada	109	430	923	47%
17	Ukraine	121	430	915	47%
18	Croatia	118	401	895	45%
19	Kazakhstan	92	370	789	47%
20	Belgium	112	344	769	45%
21	Austria	79	274	625	44%
22	Denmark	68	297	592	50%
23	Belarus	49	172	392	44%
24	Israel	47	177	381	46%
25	Estonia	42	158	372	42%
26	Netherlands	39	161	369	44%

2014 SEASON

Period of analysis: From January 1st to November 9th

BREAK POINTS WON

Pos.	Country	Played Matches	BKP Won	Total BKP	BKP Won%
27	Bulgaria	37	140	325	43%
28	Chinese Taipei	39	139	322	43%
29	Great Britain	45	142	309	46%
30	South Africa	32	156	308	51%
31	Slovenia	42	128	293	44%
32	Puerto Rico	34	120	279	43%
33	Thailand	30	109	256	43%
34	Argentina	35	126	254	50%
35	New Zealand	32	101	249	41%
36	Sweden	33	111	241	46%
37	Brazil	28	81	185	44%
38	Hungary	19	54	162	33%
39	Montenegro	19	58	137	42%
40	Hong Kong	14	47	116	41%
41	Tunisia	9	48	102	47%
42	Colombia	12	37	98	38%
43	Turkey	12	42	76	55%
44	Portugal	8	27	71	38%
45	Uzbekistan	10	28	57	49%
46	Korea	4	24	50	48%
47	Luxembourg	7	16	40	40%
48	Paraguay	5	13	29	45%
49	Georgia	4	10	29	34%
50	Latvia	3	10	21	48%
51	India	2	6	19	32%
52	Greece	2	5	12	42%

2014 SEASON*Period of analysis: From January 1st to November 9th***BREAK POINTS WON**

Pos.	Country	Played Matches	BKP Won	Total BKP	BKP Won%
53	Mexico	4	4	10	40%
54	Azerbaijan	1	1	4	25%
55	Morocco	1	2	2	100%
56	Oman	1	0	2	0%

2014 SEASON

Period of analysis: From January 1st to November 9th

MATCH TIME (Hours)

Pos.	Country	Played Matches	Time/Hs.
1	United States	557	896 hs. 00 m.
2	Czech Republic	397	655 hs. 30 m.
3	Russia	368	622 hs. 06 m.
4	Germany	357	577 hs. 00 m.
5	Italy	303	497 hs. 48 m.
6	China	288	464 hs. 12 m.
7	Spain	267	424 hs. 24 m.
8	France	213	374 hs. 30 m.
9	Slovakia	220	360 hs. 24 m.
10	Romania	215	355 hs. 24 m.
11	Serbia	217	345 hs. 00 m.
12	Japan	143	237 hs. 36 m.
13	Australia	145	227 hs. 36 m.
14	Poland	132	205 hs. 30 m.
15	Switzerland	125	200 hs. 18 m.
16	Croatia	118	188 hs. 06 m.
17	Ukraine	121	186 hs. 18 m.
18	Belgium	112	172 hs. 48 m.
19	Canada	109	171 hs. 12 m.
20	Kazakhstan	92	158 hs. 00 m.
21	Austria	79	122 hs. 00 m.
22	Denmark	68	112 hs. 06 m.
23	Belarus	49	79 hs. 36 m.
24	Israel	47	78 hs. 30 m.
25	Great Britain	45	74 hs. 18 m.
26	Netherlands	39	67 hs. 36 m.

2014 SEASON

Period of analysis: From January 1st to November 9th

MATCH TIME (Hours)

Pos.	Country	Played Matches	Time/Hs.
27	Estonia	42	67 hs. 24 m.
28	Slovenia	42	66 hs. 06 m.
29	Chinese Taipei	39	60 hs. 36 m.
30	Bulgaria	37	60 hs. 30 m.
31	Argentina	35	59 hs. 42 m.
32	Puerto Rico	34	53 hs. 24 m.
33	South Africa	32	51 hs. 42 m.
34	New Zealand	32	49 hs. 42 m.
35	Sweden	33	47 hs. 42 m.
36	Thailand	30	44 hs. 30 m.
37	Brazil	28	41 hs. 30 m.
38	Montenegro	19	33 hs. 30 m.
39	Hungary	19	31 hs. 36 m.
40	Hong Kong	14	22 hs. 48 m.
41	Turkey	12	19 hs. 24 m.
42	Colombia	12	16 hs. 36 m.
43	Uzbekistan	10	15 hs. 06 m.
44	Tunisia	9	14 hs. 12 m.
45	Portugal	8	11 hs. 42 m.
46	Luxembourg	7	10 hs. 42 m.
47	Korea Republic of	4	08 hs. 30 m.
48	Paraguay	5	08 hs. 18 m.
49	Georgia	5	06 hs. 24 m.
50	Mexico	4	04 hs. 30 m.
51	Latvia	3	04 hs. 18 m.
52	India	2	04 hs. 18 m.

2014 SEASON*Period of analysis: From January 1st to November 9th***MATCH TIME (Hours)**

Pos.	Country	Played Matches	Time/Hs.
53	Greece	2	02 hs. 42 m.
54	Morocco	1	01 hs. 06 m.
55	Oman	1	00 hs. 54 m.
56	Azerbaijan	1	00 hs. 42 m.










PART 2

Players by ranking ordered alphabetically by country

	Ranking	Matches Played	Tiebreaks			Aces	Double Faults	Service				Break Points Saved			Return Service		Break Points Won			
			Won	Lost	Total			1st Serve In	1st Serv. Won	2nd Serve In	2nd Serve Won	BKP S %	BKP Sav.	Total BKP	1st Serve	2nd Serve	BKP W %	BP Won	Total BKP	
ARGENTINA																				
Paula Ormaechea	123	30	1	4	5	57	73	65,90%	57,96%	91,73%	44,68%	58%	174	302	36,65%	54,26%	51%	107	210	
Maria Irigoyen	173	4	0	1	1	2	8	67,50%	55,97%	93,61%	44,64%	54%	26	48	36,77%	58,33%	51%	19	37	
Florencia Molinero	228	1	0	0	0	2	7	53,00%	67,65%	80,56%	51,72%	67%	4	6	12,20%	57,14%	0%	-	7	
Total		35	1	5	6	61	88						204	356				126	254	
AUSTRALIA																				
Samantha Stosur	22	57	8	7	15	258	164	61,77%	67,98%	90,19%	50,34%	57%	206	362	35,22%	54,58%	48%	197	414	
Casey Dellacqua	29	45	4	5	9	77	132	59,33%	62,11%	91,04%	49,12%	54%	201	373	36,55%	55,50%	45%	185	411	
Jarmila Gajdosova	72	16	2	3	5	90	66	57,31%	65,74%	89,15%	44,62%	54%	70	129	35,89%	52,84%	43%	60	138	
Olivia Rogowska	128	10	2	0	2	35	44	56,10%	60,98%	87,71%	45,02%	49%	46	93	33,42%	50,60%	40%	29	72	
Anastasia Rodionova	187	5	0	1	1	6	18	63,20%	54,63%	87,14%	38,40%	52%	28	54	34,88%	52,85%	41%	17	41	
Ashleigh Barty	223	6	0	1	1	14	23	57,83%	62,30%	88,29%	43,89%	58%	35	60	23,58%	46,72%	52%	11	21	
Arina Rodionova	264	2	0	1	1	1	4	68,00%	54,17%	91,49%	35,00%	41%	7	17	34,04%	51,92%	70%	7	10	
Monique Adamczak	324	1	0	1	1	4	8	50,00%	68,97%	77,78%	46,43%	25%	1	4	31,71%	43,33%	33%	2	6	
Storm Sanders	350	3	0	2	2	4	15	64,67%	66,67%	85,76%	36,67%	66%	21	32	32,64%	55,56%	48%	14	29	
Total		145	16	21	37	489	474						615	1124				522	1142	
AUSTRIA																				
Yvonne Meusburger	86	34	2	1	3	30	136	68,79%	56,10%	84,17%	36,93%	49%	158	323	39,41%	56,74%	47%	132	281	
Patricia Mayr-Achleitner	114	35	4	5	9	41	101	61,23%	57,39%	90,38%	44,75%	51%	168	328	36,53%	52,93%	43%	119	280	
Tamira Paszek	133	5	2	0	2	9	23	62,20%	60,00%	86,51%	48,00%	52%	24	46	34,07%	47,55%	48%	15	31	
Lisa-Maria Moser	398	4	0	0	0	3	5	68,75%	53,90%	92,34%	40,00%	53%	19	36	29,37%	50,00%	33%	8	24	
Yvonne Neuwirth	502	1	0	0	0	2	9	42,00%	65,38%	79,55%	48,57%	73%	8	11	26,53%	50,00%	0%	-	9	
Total		79	8	6	14	85	274						377	744				274	625	
AZERBAIJAN																				
Nazrin Jafarova	-	1	0	0	0	0	5	44,00%	0,00%	75,00%	20,00%	14%	1	7	36,00%	21,43%	25%	1	4	
Total		1	0	0	0	0	5						1	7				1	4	
BELARUS																				
Victoria Azarenka	31	24	1	4	5	63	134	68,37%	65,03%	81,56%	41,47%	59%	118	200	37,80%	58,18%	45%	105	231	
Aliaksandra Sasnovich	145	6	0	0	0	14	33	55,83%	60,41%	84,81%	48,11%	60%	33	55	26,87%	52,10%	33%	13	39	
Olga Govortsova	151	17	1	1	2	36	59	63,82%	60,68%	87,38%	42,14%	50%	69	137	31,93%	52,03%	42%	46	109	
Ilona Kremen	272	2	0	0	0	2	3	62,00%	66,07%	92,12%	47,06%	50%	5	10	44,44%	55,26%	62%	8	13	
Total		49	2	5	7	115	229						225	402				172	392	
BELGIUM																				
Kirsten Flipkens	45	48	8	6	14	169	144	56,77%	65,05%	91,72%	47,25%	55%	218	398	34,19%	52,02%	44%	160	363	
Yanina Wickmayer	76	32	3	2	5	52	147	60,75%	59,74%	84,85%	44,40%	54%	150	277	35,12%	49,94%	46%	87	191	
An-Sophie Mestach	100	3	0	0	0	1	4	61,33%	57,52%	94,92%	38,81%	60%	18	30	25,00%	40,30%	40%	2	5	
Alison Van Uytvanck	106	29	1	6	7	85	55	60,00%	62,52%	94,01%	50,13%	55%	113	207	34,92%	52,71%	45%	95	210	
Total		112	12	14	26	307	350						499	912				344	769	
BRAZIL																				
Teliana Pereira	107	20	3	1	4	24	44	69,85%	56,96%	90,17%	43,19%	56%	106	189	35,94%	52,64%	46%	65	142	
Gabriela Ce	238	1	0	0	0	0	4	47,00%	54,55%	85,71%	45,83%	20%	1	5	28,57%	31,58%	0%	-	4	
Paula Cristina Goncalves	286	4	0	1	1	6	18	52,75%	52,52%	86,93%	42,24%	45%	19	42	40,00%	44,00%	50%	12	24	
Beatriz Haddad Maia	295	2	0	0	0	2	5	67,50%	55,00%	88,44%	18,42%	52%	12	23	28,92%	58,82%	25%	3	12	
Laura Pigossi	307	1	0	0	0	1	4	59,00%	42,86%	82,61%	15,79%	46%	6	13	36,36%	31,25%	33%	1	3	
Total		28	3	2	5	33	75						144	272				81	185	
BULGARIA																				
Tsvetana Pironkova	38	35	3	3	6	91	62	58,54%	62,83%	93,89%	42,52%	50%	142	284	37,30%	56,15%	44%	134	306	
Elitsa Kostova	214	2	0	0	0	5	2	65,00%	59,40%	97,23%	53,52%	71%	20	28	33,81%	56,00%	32%	6	19	
Total		37	3	3	6	96	64						162	312				140	325	

	Ranking	Matches Played	Tiebreaks			Aces	Double Faults	Service				Break Points Saved			Return Service		Break Points Won			
			Won	Lost	Total			1st Serve In	1st Serv. Won	2nd Serve In	2nd Serve Won	BKP S %	BKP Sav.	Total BKP	1st Serve	2nd Serve	BKP W %	BP Won	Total BKP	
CANADA																				
Eugenie Bouchard	7	65	9	5	14	174	209	59,75%	65,38%	89,58%	46,52%	57%	279	488	38,78%	58,12%	48%	271	568	
Sharon Fichman	126	14	1	2	3	6	39	64,64%	59,55%	90,30%	44,61%	45%	51	114	35,50%	51,40%	46%	45	98	
Aleksandra Wozniak	131	19	3	1	4	47	85	57,00%	62,28%	87,64%	40,96%	48%	88	183	37,97%	56,19%	47%	84	179	
Gabriela Dabrowski	175	3	0	0	0	5	11	65,00%	52,08%	89,73%	48,39%	56%	23	41	41,03%	59,09%	36%	16	45	
Francoise Abanda	195	4	0	0	0	9	14	64,50%	52,10%	87,64%	37,78%	44%	18	41	27,85%	57,43%	41%	9	22	
Carol Zhao	296	2	0	0	0	5	4	57,00%	65,85%	88,19%	36,67%	29%	2	7	29,73%	45,95%	67%	2	3	
Stephanie Dubois	365	2	1	0	1	1	4	58,50%	54,65%	93,91%	39,66%	40%	8	20	21,25%	53,45%	38%	3	8	
Total		109	14	8	22	247	366						469	894				430	923	
CHINA																				
Shuai Peng	21	53	5	8	13	152	118	62,26%	64,63%	91,59%	47,59%	54%	197	365	36,60%	56,53%	49%	201	413	
Shuai Zhang	61	42	4	4	8	47	83	67,50%	58,23%	92,57%	45,44%	54%	211	388	37,54%	54,84%	49%	152	311	
Jie Zheng	90	26	5	2	7	9	51	70,00%	56,49%	91,06%	43,33%	57%	143	253	40,45%	52,01%	54%	99	184	
Saisai Zheng	99	25	4	3	7	25	40	67,00%	59,73%	93,52%	48,04%	50%	102	202	41,33%	53,96%	53%	110	206	
Qiang Wang	101	13	2	1	3	42	24	61,62%	65,66%	92,22%	49,11%	57%	47	82	42,12%	53,42%	46%	48	104	
Ying-Ying Duan	120	19	1	3	4	48	52	66,37%	62,92%	90,10%	46,25%	61%	99	162	34,16%	51,97%	49%	57	116	
Lin Zhu	134	14	2	1	3	38	53	52,71%	60,96%	89,73%	48,09%	53%	63	119	34,55%	53,83%	45%	45	99	
Yi-Fan Xu	176	8	2	0	2	4	18	61,12%	59,65%	93,95%	49,55%	42%	26	62	39,44%	46,58%	50%	27	54	
Yafan Wang	182	12	2	1	3	16	50	64,67%	57,68%	86,18%	42,11%	54%	71	131	41,97%	53,46%	52%	56	107	
Fangzhou Liu	191	10	1	2	3	45	27	55,20%	70,22%	90,87%	47,52%	57%	32	56	38,98%	54,55%	44%	39	89	
Kai-Lin Zhang	194	10	0	0	0	3	51	52,80%	55,22%	85,82%	43,99%	41%	34	82	37,10%	57,14%	44%	36	82	
Zhaoxuan Yang	254	4	1	0	1	2	27	63,50%	57,63%	80,83%	43,00%	50%	19	38	37,13%	60,92%	67%	16	24	
Xinyun Han	275	2	0	0	0	0	15	55,50%	55,26%	78,03%	40,74%	48%	10	21	31,18%	50,00%	45%	5	11	
Yan Wang	375	3	0	1	1	4	7	66,00%	58,02%	91,09%	42,35%	43%	12	28	46,27%	61,05%	51%	23	45	
Hao Chen Tang	377	2	0	0	0	3	10	52,50%	54,55%	85,61%	44,07%	57%	12	21	37,50%	40,32%	23%	3	13	
Chang Liu	384	2	0	0	0	0	5	71,00%	53,62%	84,51%	51,85%	59%	10	17	48,10%	42,31%	38%	6	16	
Shilin Xu	406	2	0	0	0	1	5	57,50%	58,41%	94,03%	43,21%	63%	19	30	25,45%	58,57%	30%	7	23	
Zi Yang	486	1	0	0	0	0	1	60,00%	29,63%	94,74%	33,33%	22%	2	9	35,14%	56,67%	33%	3	9	
Yixuan Li	846	1	0	0	0	0	1	60,00%	46,43%	94,74%	22,22%	14%	1	7	17,39%	46,15%	100%	1	1	
Ai Wen Zhu	1087	1	0	0	0	0	3	65,00%	41,38%	83,33%	13,33%	36%	4	11	15,79%	56,25%	100%	1	1	
Yuan Xin	1222	1	0	0	0	0	6	59,00%	51,72%	76,92%	30,00%	29%	2	7	11,54%	56,25%	0%	-	1	
Na Li	-	35	5	5	10	65	144	65,94%	65,21%	87,12%	48,79%	60%	151	251	41,41%	59,55%	53%	168	318	
Wushuang Zheng	-	1	0	0	0	1	5	69,00%	46,88%	73,68%	28,57%	17%	1	6	40,48%	46,15%	20%	2	10	
Yi Yuan	-	1	0	0	0	0	4	48,00%	57,14%	84,62%	27,27%	17%	1	6	31,25%	31,25%	0%	-	6	
Total		288	34	31	65	505	800						1269	2354				1105	2243	
CHINESE TAIPEI																				
Su-Wei Hsieh	140	21	2	4	6	18	55	62,48%	57,25%	90,74%	39,96%	49%	101	208	37,92%	55,15%	44%	78	177	
Yung-Jan Chan	165	12	0	1	1	16	39	72,00%	60,96%	86,64%	42,04%	60%	78	131	37,24%	54,46%	44%	47	108	
Kai-Chen Chang	414	1	0	0	0	10	5	59,00%	60,66%	89,36%	59,52%	50%	4	8	30,88%	50,00%	30%	3	10	
Chin-Wei Chan	435	3	0	0	0	3	7	66,67%	58,87%	88,56%	43,08%	48%	13	27	40,98%	47,37%	45%	9	20	
Shu-Ying Hsieh	999	1	0	0	0	0	0	96,00%	23,33%	100,00%	0,00%	0%	-	6	22,58%	50,00%	50%	1	2	
Hao-Ching Chan	1221	1	0	0	0	3	3	59,00%	51,72%	86,96%	50,00%	38%	3	8	23,68%	53,85%	20%	1	5	
Total		39	2	5	7	50	109						199	388				139	322	
COLOMBIA																				
Mariana Duque-Marino	132	9	0	3	3	21	42	56,22%	58,59%	85,76%	43,50%	47%	35	74	35,59%	56,34%	35%	27	78	
Yuliana Lizarazo	342	2	0	0	0	1	9	58,00%	47,83%	84,53%	42,86%	48%	11	23	40,63%	65,00%	56%	10	18	
Maria Herazo Gonzalez	711	1	0	0	0	0	12	38,00%	53,33%	66,67%	16,67%	40%	4	10	18,75%	27,78%	0%	-	2	
Total		12	0	3	3	22	63						50	107				37	98	

	Ranking	Matches Played	Tiebreaks			Aces	Double Faults	Service				Break Points Saved			Return Service		Break Points Won			
			Won	Lost	Total			1st Serve In	1st Serv. Won	2nd Serve In	2nd Serve Won	BKP S %	BKP Sav.	Total BKP	1st Serve	2nd Serve	BKP W %	BP Won	Total BKP	
CROATIA																				
Mirjana	Lucic-Baroni	60	20	3	4	7	85	105	53,35%	67,90%	86,15%	47,29%	62%	93	151	35,60%	58,53%	46%	71	155
Ajla	Tomljanovic	62	37	7	7	14	143	159	56,11%	67,59%	88,78%	44,88%	55%	166	301	35,60%	53,42%	45%	125	275
Donna	Vekic	82	30	6	1	7	111	130	52,90%	66,32%	89,61%	41,77%	53%	146	277	34,18%	55,13%	46%	114	250
Ana	Konjuh	92	17	1	1	2	89	99	51,65%	69,09%	86,22%	43,17%	50%	63	127	35,58%	52,32%	42%	60	142
Petra	Martic	189	11	1	1	2	36	41	53,82%	61,56%	85,35%	40,52%	46%	37	81	31,45%	45,37%	39%	20	51
Ana	Vrljic	225	1	0	0	0	1	8	50,00%	62,96%	77,14%	37,04%	20%	1	5	21,88%	45,00%	33%	1	3
Tereza	Mrdeza	253	2	1	0	1	2	3	80,50%	53,27%	88,97%	44,00%	55%	12	22	47,19%	72,92%	53%	10	19
Total			118	19	14	33	467	545						518	964				401	895
CZECH REPUBLIC																				
Petra	Kvitova	4	60	12	4	16	294	234	61,73%	68,32%	87,45%	49,87%	61%	241	398	38,16%	53,46%	42%	234	555
Lucie	Safarova	16	62	9	13	22	281	247	62,44%	69,31%	87,98%	48,83%	64%	304	472	34,43%	53,56%	43%	231	534
Karolina	Pliskova	23	68	10	7	17	436	195	58,37%	70,86%	91,77%	46,20%	58%	268	460	35,50%	52,97%	43%	250	579
Barbora	Zahlavova Strycova	25	52	8	1	9	123	127	61,06%	63,37%	92,41%	47,56%	59%	257	437	38,02%	50,38%	43%	181	424
Klara	Koukalova	40	58	11	4	15	85	246	58,36%	59,29%	86,94%	43,38%	50%	273	545	41,09%	56,68%	46%	266	584
Petra	Cetkovska	58	24	2	2	4	49	110	61,21%	60,70%	86,26%	44,20%	54%	123	229	38,78%	57,12%	48%	103	216
Tereza	Smitkova	69	13	3	1	4	73	27	62,15%	68,91%	93,22%	47,09%	53%	45	85	33,28%	52,15%	39%	44	112
Katerina	Siniakova	84	11	2	3	5	20	47	61,09%	60,58%	87,68%	42,46%	50%	50	101	39,93%	54,93%	43%	46	108
Denisa	Allertova	110	4	0	0	0	3	16	66,75%	61,62%	84,90%	46,67%	47%	14	30	37,87%	58,77%	46%	18	39
Kristyna	Pliskova	122	13	5	0	5	113	54	53,31%	71,03%	90,71%	47,73%	56%	55	99	29,73%	46,34%	38%	30	79
Lucie	Hradecka	155	6	2	2	4	46	38	52,00%	75,58%	86,25%	42,37%	65%	35	54	30,43%	55,15%	38%	20	52
Barbora	Krejcikova	168	2	0	0	0	5	6	69,00%	64,04%	89,44%	39,22%	65%	15	23	30,38%	64,79%	63%	10	16
Andrea	Hlavackova	169	13	1	1	2	47	49	59,69%	67,50%	87,29%	45,72%	58%	92	92	32,07%	48,78%	44%	35	80
Renata	Voracova	172	2	0	0	0	2	7	70,00%	51,96%	85,42%	51,22%	41%	7	17	29,63%	44,23%	45%	5	11
Katerina	Vankova	267	1	0	0	0	1	2	60,00%	60,00%	93,55%	51,72%	33%	2	6	20,41%	50,00%	14%	1	7
Tereza	Martincova	268	3	0	0	0	4	10	65,67%	50,69%	88,17%	44,59%	51%	18	35	31,54%	59,15%	39%	9	23
Iveta	Melzer	-	5	0	2	2	2	19	54,60%	58,79%	88,71%	41,22%	45%	19	42	24,87%	55,56%	38%	10	26
Total			397	65	40	105	1584	1434						1779	3125				1493	3445
DENMARK																				
Caroline	Wozniacki	8	68	7	10	17	144	170	69,15%	65,36%	90,50%	46,84%	60%	290	484	40,28%	57,52%	50%	297	592
Total			68	7	10	17	144	170						290	484				297	592
ESTONIA																				
Kaia	Kanepi	51	36	9	4	13	148	199	55,39%	64,69%	86,71%	43,60%	56%	190	342	36,08%	54,88%	43%	140	324
Anett	Kontaveit	162	6	1	1	2	5	26	60,50%	62,06%	85,13%	43,11%	53%	27	51	33,80%	54,71%	38%	18	48
Total			42	10	5	15	153	225						217	393				158	372
FRANCE																				
Alize	Cornet	19	64	10	13	23	92	325	62,61%	62,42%	85,83%	44,59%	55%	331	601	40,25%	56,19%	48%	298	617
Caroline	Garcia	37	50	10	5	15	193	208	58,84%	65,15%	88,24%	47,34%	56%	229	407	34,67%	50,85%	38%	160	416
Kristina	Mladenovic	67	43	4	6	10	189	260	55,00%	67,75%	84,49%	41,10%	55%	199	365	32,98%	54,44%	43%	142	331
Pauline	Parmentier	81	18	2	3	5	38	76	57,50%	65,65%	86,61%	40,08%	51%	69	135	34,05%	51,24%	41%	50	122
Claire	Feuerstein	164	5	0	1	1	16	20	53,80%	66,83%	89,67%	43,10%	64%	32	50	33,78%	54,43%	38%	18	47
Virginie	Razzano	167	17	4	4	8	34	55	68,82%	60,49%	87,61%	40,94%	54%	87	162	36,25%	54,03%	50%	62	125
Oceane	Dodin	206	4	1	0	1	26	16	57,25%	70,00%	88,89%	53,13%	79%	22	28	25,83%	65,85%	50%	15	30
Mathilde	Johansson	211	2	0	1	1	1	18	59,50%	65,98%	81,73%	33,82%	62%	16	26	22,73%	59,09%	29%	5	17
Alizé	Lim	221	6	1	0	1	10	16	62,83%	57,32%	92,05%	40,78%	56%	42	75	37,20%	48,09%	35%	18	52
Amandine	Hesse	226	3	0	0	0	15	13	48,00%	68,22%	90,06%	33,64%	52%	16	31	33,11%	53,57%	57%	8	14
Fiona	Ferro	357	1	0	0	0	0	4	49,00%	40,00%	86,67%	34,62%	22%	2	9	28,00%	54,55%	50%	4	8
Total			213	32	33	65	614	1011						1045	1889				780	1779
GEORGIA																				
Sofia	Shapatava	229	4	0	1	1	10	11	54,00%	64,63%	92,50%	38,24%	51%	18	35	31,15%	51,49%	34%	10	29
Total			4	0	1	1	10	11						18	35				10	29

	Ranking	Matches Played	Tiebreaks			Aces	Double Faults	Service				Break Points Saved			Return Service		Break Points Won			
			Won	Lost	Total			1st Serve In	1st Serv. Won	2nd Serve In	2nd Serve Won	BKP S %	BKP Sav.	Total BKP	1st Serve	2nd Serve	BKP W %	BP Won	Total BKP	
GERMANY 																				
Angelique Kerber	9	71	13	8	21	130	219	64,99%	63,60%	89,32%	46,20%	61%	377	621	39,43%	58,56%	45%	322	712	
Andrea Petkovic	13	64	10	7	17	116	172	68,17%	61,16%	89,53%	46,32%	50%	267	530	40,15%	56,64%	51%	297	585	
Sabine Lisicki	26	45	3	5	8	245	276	55,58%	67,18%	84,83%	42,05%	55%	215	390	38,14%	56,23%	48%	191	397	
Mona Barthel	42	46	6	4	10	116	183	60,83%	64,01%	87,48%	45,00%	58%	222	381	35,72%	55,49%	45%	154	346	
Annika Beck	53	43	4	7	11	31	157	73,23%	56,08%	83,97%	37,70%	51%	216	425	42,31%	58,67%	51%	208	411	
Julia Georges	75	32	3	5	8	196	127	59,25%	67,62%	89,84%	47,34%	54%	138	255	35,65%	53,05%	40%	116	288	
Anna-Lena Friedsam	85	26	4	3	7	129	102	61,65%	66,72%	87,49%	47,08%	57%	106	187	36,81%	55,45%	51%	95	185	
Carina Witthoef	105	3	0	0	0	10	16	59,33%	59,50%	83,42%	34,57%	59%	20	34	36,78%	50,68%	60%	9	15	
Laura Siegemund	137	3	0	1	1	10	24	63,00%	60,47%	84,08%	44,80%	59%	23	39	40,59%	67,53%	55%	18	33	
Dinah Pfizenmaier	143	16	1	2	3	33	93	62,31%	59,41%	83,66%	44,37%	54%	88	163	37,62%	53,05%	40%	59	149	
Tatjana Maria	200	5	1	1	2	32	21	50,40%	62,64%	88,88%	40,35%	49%	22	45	37,39%	58,76%	50%	17	34	
Nina Zander	371	1	0	0	0	2	3	60,00%	56,25%	87,50%	23,81%	40%	4	10	42,86%	45,45%	14%	2	14	
Antonia Lottner	446	2	0	0	0	3	13	53,00%	50,00%	76,46%	40,48%	36%	5	14	25,37%	44,12%	25%	1	4	
Total		357	45	43	88	1053	1406						1703	3094					1489	3173
GREAT BRITAIN 																				
Heather Watson	49	25	1	3	4	72	85	58,72%	61,42%	90,12%	42,41%	48%	110	230	35,57%	52,39%	48%	93	194	
Johanna Konta	149	10	1	2	3	48	47	60,60%	64,64%	86,63%	42,76%	54%	44	81	32,94%	49,61%	40%	28	70	
Naomi Broady	156	4	1	0	1	37	17	56,75%	71,67%	89,54%	44,03%	52%	15	29	20,33%	52,22%	42%	8	19	
Katy Dunne	302	1	0	0	0	1	4	62,00%	59,52%	86,21%	44,00%	56%	5	9	15,63%	58,82%	50%	2	4	
Tara Moore	304	1	1	0	1	1	6	60,00%	54,79%	89,09%	53,06%	57%	12	21	43,06%	48,89%	58%	7	12	
Emily Webley-Smith	308	1	0	0	0	5	3	45,00%	58,06%	92,50%	40,54%	62%	8	13	32,56%	50,00%	67%	2	3	
Samantha Murray	456	1	0	0	0	4	6	44,00%	43,75%	76,92%	25,00%	0%	-	5	18,75%	57,14%	0%	-	3	
Laura Robson	929	2	0	0	0	8	7	59,00%	55,77%	84,32%	36,11%	42%	5	12	31,25%	42,42%	50%	2	4	
Total		45	4	5	9	176	175						199	400					142	309
GREECE 																				
Eleni Daniilidou	386	2	0	0	0	0	13	71,50%	56,25%	69,05%	17,24%	35%	6	17	33,33%	54,84%	42%	5	12	
Total		2	0	0	0	0	13						6	17					5	12
HONG KONG 																				
Ling Zhang	210	13	1	0	1	14	24	66,69%	57,50%	93,41%	45,51%	61%	86	141	37,56%	55,67%	42%	47	111	
Ho Ching Wu	600	1	0	0	0	0	9	55,00%	36,84%	62,50%	6,67%	33%	3	9	24,14%	50,00%	0%	-	5	
Total		14	1	0	1	14	33						89	150					47	116
HUNGARY 																				
Tímea Babos	98	16	2	3	5	92	63	60,44%	66,30%	88,76%	43,89%	56%	75	133	33,29%	51,09%	33%	47	142	
Melinda Czink	349	3	0	0	0	6	10	64,00%	56,49%	88,18%	44,44%	56%	20	36	34,93%	48,48%	35%	7	20	
Total		19	2	3	5	98	73						95	169					54	162
INDIA 																				
Ankita Raina	297	2	0	0	0	0	7	63,50%	62,50%	87,59%	32,69%	50%	10	20	29,76%	59,70%	32%	6	19	
Total		2	0	0	0	0	7						10	20					6	19
ISRAEL 																				
Shahar Peer	118	31	4	0	4	23	143	63,16%	59,94%	85,32%	41,23%	48%	140	293	37,38%	57,08%	46%	122	264	
Julia Glushko	154	16	0	2	2	27	63	63,12%	55,19%	88,72%	40,81%	49%	89	183	37,23%	47,47%	47%	55	117	
Total		47	4	2	6	50	206						229	476					177	381

	Ranking	Matches Played	Tiebreaks			Aces	Double Faults	Service				Break Points Saved			Return Service		Break Points Won		
			Won	Lost	Total			1st Serve In	1st Serv. Won	2nd Serve In	2nd Serve Won	BKP S %	BKP Sav.	Total BKP	1st Serve	2nd Serve	BKP W %	BP Won	Total BKP
ITALY																			
Flavia Pennetta	12	50	3	6	9	208	150	52,20%	66,50%	91,96%	48,11%	55%	200	363	39,04%	56,26%	45%	211	472
Sara Errani	14	59	10	7	17	8	69	80,93%	56,09%	92,73%	44,85%	53%	291	546	42,93%	56,68%	49%	285	585
Camila Giorgi	34	48	9	9	18	160	388	53,23%	69,35%	81,71%	48,55%	59%	217	370	37,01%	53,05%	40%	183	458
Roberta Vinci	47	48	1	4	5	119	128	53,40%	64,63%	92,77%	46,26%	57%	233	409	37,33%	55,48%	47%	177	379
Karin Knapp	54	44	6	5	11	156	201	57,73%	65,45%	87,09%	43,48%	54%	198	368	36,21%	52,17%	48%	151	317
Francesca Schiavone	79	43	4	5	9	124	164	54,51%	65,15%	89,83%	46,73%	55%	195	355	36,25%	53,46%	49%	153	315
Gioia Barbieri	204	3	0	0	0	0	8	71,67%	53,03%	89,83%	32,73%	41%	12	29	27,93%	51,35%	46%	6	13
Nastassja Burnett	240	5	0	0	0	5	19	64,00%	56,35%	87,45%	39,55%	46%	24	52	42,42%	58,11%	50%	27	54
Giulia Gatto-Monticone	251	2	0	0	0	2	9	64,00%	61,96%	85,14%	32,00%	47%	9	19	44,44%	50,00%	41%	9	22
Anastasia Grymalka	282	1	0	0	0	1	2	77,00%	50,00%	92,59%	40,00%	53%	10	19	46,27%	52,63%	60%	6	10
Total		303	33	36	69	783	1138						1389	2530				1208	2625
JAPAN																			
Kurumi Nara	44	48	6	5	11	21	93	74,10%	55,37%	90,78%	47,41%	52%	222	429	40,87%	54,97%	47%	195	411
Kimiko Date-Krumm	89	26	5	4	9	26	90	66,85%	57,88%	88,55%	47,85%	50%	119	239	36,82%	55,08%	47%	108	228
Misaki Doi	125	24	3	3	6	43	75	60,46%	62,32%	90,97%	45,22%	61%	141	231	32,44%	52,78%	40%	66	164
Misa Eguchi	127	10	3	1	4	13	39	68,00%	60,89%	86,46%	43,16%	58%	56	96	40,27%	57,49%	47%	42	90
Eri Hozumi	153	6	1	0	1	12	17	62,17%	63,19%	90,55%	40,59%	70%	51	73	38,08%	44,59%	36%	19	53
Risa Ozaki	157	5	0	2	2	1	7	72,00%	55,06%	92,48%	36,23%	28%	8	29	46,60%	56,63%	54%	22	41
Shuko Aoyama	186	3	0	0	0	0	5	69,67%	59,81%	91,27%	51,16%	47%	8	17	34,11%	52,73%	23%	6	26
Hiroko Kuwata	193	3	0	1	1	0	6	60,00%	53,49%	91,94%	46,75%	44%	11	25	42,94%	63,53%	49%	17	35
Junri Namigata	203	1	0	0	0	3	9	52,00%	66,04%	84,21%	41,67%	62%	8	13	32,26%	61,29%	44%	4	9
Miharu Imanishi	213	1	0	0	0	0	2	86,00%	53,85%	75,00%	16,67%	29%	2	7	28,57%	40,91%	33%	1	3
Ayumi Morita	252	7	3	0	3	12	15	62,86%	54,48%	91,11%	48,03%	43%	22	51	31,92%	55,41%	56%	18	32
Naomi Osaka	255	4	1	0	1	17	7	55,00%	68,33%	96,29%	44,67%	37%	10	27	34,11%	55,32%	50%	16	32
Erika Sema	277	1	0	0	0	0	5	82,00%	52,63%	70,59%	8,33%	46%	6	13	30,00%	48,39%	75%	3	4
Sachie Ishizu	332	3	0	0	0	5	19	64,67%	61,54%	83,19%	45,05%	64%	23	36	36,81%	49,41%	46%	13	28
Mari Tanaka	385	1	0	0	0	1	2	56,00%	48,00%	90,48%	31,58%	38%	3	8	24,14%	35,71%	0%	-	2
Total		143	22	16	38	154	391						690	1294				530	1158
KAZAKHSTAN																			
Zarina Diyas	33	34	7	4	11	52	109	68,00%	58,71%	87,89%	47,27%	51%	145	284	40,75%	55,37%	49%	145	298
Yaroslava Shvedova	65	31	6	7	13	114	143	66,77%	62,64%	85,87%	42,97%	56%	163	289	35,52%	57,81%	45%	130	286
Yulia Putintseva	116	14	3	1	4	17	39	63,79%	58,90%	90,14%	44,04%	45%	50	111	37,27%	53,18%	51%	49	97
Sesil Karatantcheva	178	5	1	0	1	11	37	58,00%	58,68%	80,60%	46,58%	52%	28	54	34,19%	58,79%	42%	19	45
Galina Voskoboeva	266	8	1	1	2	26	36	51,00%	63,44%	90,02%	42,66%	50%	40	80	33,41%	56,70%	43%	27	63
Total		92	18	13	31	220	364						426	818				370	789
KOREA																			
Su Jeong Jang	283	2	0	1	1	4	13	64,00%	51,30%	82,19%	37,50%	52%	15	29	36,79%	58,67%	41%	12	29
Na-Lae Han	322	2	1	0	1	2	23	59,00%	57,76%	76,60%	30,67%	56%	20	36	43,40%	61,29%	57%	12	21
Total		4	1	1	2	6	36						35	65				24	50
LATVIA																			
Diana Marcinkevica	258	1	0	0	0	6	4	54,00%	73,33%	86,21%	28,00%	43%	3	7	18,18%	59,26%	33%	1	3
Jelena Ostapenko	310	2	0	1	1	5	15	50,00%	63,89%	82,68%	40,85%	59%	13	22	43,28%	49,12%	50%	9	18
Total		3	0	1	1	11	19						16	29				10	21
LUXEMBOURG																			
Mandy Minella	183	7	0	1	1	12	16	58,43%	59,51%	93,20%	41,50%	52%	30	58	32,12%	50,00%	40%	16	40
Total		7	0	1	1	12	16						30	58				16	40
MEXICO																			
Ana sofia Sanchez	289	1	0	0	0	0	2	68,00%	48,65%	89,47%	41,18%	44%	4	9	17,86%	56,25%	50%	1	2
Marcela Zacarias	344	2	0	0	0	0	12	65,50%	42,65%	71,97%	29,03%	48%	11	23	21,54%	54,00%	38%	3	8
Ximena Hermoso	450	1	0	0	0	2	2	60,00%	53,33%	90,91%	40,00%	50%	4	8	12,50%	31,25%	0%	-	-
Total		4	0	0	0	2	16						19	40				4	10

	Ranking	Matches Played	Tiebreaks			Aces	Double Faults	Service				Break Points Saved			Return Service		Break Points Won			
			Won	Lost	Total			1st Serve In	1st Serv. Won	2nd Serve In	2nd Serve Won	BKP S %	BKP Sav.	Total BKP	1st Serve	2nd Serve	BKP W %	BP Won	Total BKP	
MONTENEGRO																				
Danka	Kovinic	108	19	1	5	6	64	104	50,26%	67,59%	87,07%	45,66%	58%	100	173	31,02%	54,10%	42%	58	137
Total			19	1	5	6	64	104						100	173				58	137
MOROCCO																				
Rita	Atik	1002	1	0	0	0	0	2	65,00%	38,24%	90,00%	27,78%	42%	5	12	33,33%	42,86%	100%	2	2
Total			1	0	0	0	0	2						5	12				2	2
NETHERLAND																				
Kiki	Bertens	68	27	6	3	9	74	104	58,07%	62,49%	89,85%	45,68%	55%	137	247	37,51%	57,71%	42%	112	267
Richel	Hogenkamp	138	5	0	1	1	5	16	66,00%	61,39%	86,14%	39,00%	50%	18	36	37,08%	58,57%	58%	22	38
Indy	De Vroome	219	2	0	0	0	4	27	55,50%	59,62%	74,09%	30,59%	35%	8	23	40,00%	55,56%	45%	9	20
Lesley	Kerkhove	222	1	0	0	0	1	3	61,00%	52,94%	87,50%	42,86%	33%	2	6	17,14%	60,00%	50%	1	2
Arantxa	Rus	236	2	0	0	0	8	7	65,00%	65,42%	88,71%	40,38%	68%	17	25	41,94%	55,00%	34%	10	29
Michaela	Krajicek	279	2	0	2	2	16	4	63,00%	74,00%	94,17%	55,00%	56%	5	9	30,53%	48,44%	54%	7	13
Total			39	6	6	12	108	161						187	346				161	369
NEW ZEALAND																				
Marina	Erakovic	77	32	2	2	4	93	121	60,06%	65,32%	87,59%	43,11%	53%	132	248	36,21%	52,03%	41%	101	249
Total			32	2	2	4	93	121						132	248				101	249
OMAN																				
Fatma	Al Nabhani	555	1	0	0	0	1	5	47,00%	31,25%	78,26%	38,89%	29%	2	7	25,93%	33,33%	0%	-	2
Total			1	0	0	0	1	5						2	7				0	2
PARAGUAY																				
Veronica	Cepede Royg	141	4	1	0	1	4	15	66,25%	55,44%	85,43%	40,82%	38%	13	34	33,89%	54,13%	48%	12	25
Montserrat	Gonzalez	201	1	0	0	0	3	3	68,00%	56,36%	89,29%	40,00%	64%	7	11	28,57%	52,17%	25%	1	4
Total			5	1	0	1	7	18						20	45				13	29
POLAND																				
Agnieszka	Radwanska	6	69	7	5	12	163	89	64,88%	62,69%	94,81%	48,37%	54%	268	496	42,48%	59,45%	50%	316	630
Magda	Linette	109	16	1	2	3	48	49	60,19%	63,23%	90,83%	48,03%	64%	88	137	41,22%	53,99%	40%	69	172
Paula	Kania	158	9	1	0	1	10	34	63,11%	57,22%	85,28%	46,88%	53%	40	75	34,03%	48,91%	28%	19	67
Katarzyna	Piter	166	20	1	3	4	28	71	61,85%	56,09%	87,22%	43,25%	51%	99	195	33,66%	50,75%	41%	55	134
Urszula	Radwanska	179	17	0	0	0	12	47	61,35%	53,62%	88,68%	43,65%	45%	67	149	34,89%	51,41%	42%	52	124
Magdalena	Frech	557	1	0	0	0	0	2	62,00%	43,18%	92,86%	42,31%	54%	7	13	42,86%	38,46%	67%	2	3
Total			132	10	10	20	261	292						569	1065				513	1130
PORTUGAL																				
Michelle	Larcher De Brito	124	7	0	1	1	4	33	61,29%	57,85%	86,26%	40,28%	58%	50	86	31,02%	60,35%	38%	26	69
Maria Joao	Koehler	687	1	0	0	0	0	11	50,00%	60,71%	71,79%	28,57%	44%	4	9	28,57%	38,10%	50%	1	2
Total			8	0	1	1	4	44						54	95				27	71
PUERTO RICO																				
Monica	Puig	59	34	4	3	7	103	152	59,35%	66,09%	86,37%	45,92%	52%	122	235	36,72%	51,18%	43%	120	279
Total			34	4	3	7	103	152						122	235				120	279

	Ranking	Matches Played	Tiebreaks			Aces	Double Faults	Service				Break Points Saved			Return Service		Break Points Won			
			Won	Lost	Total			1st Serve In	1st Serv. Won	2nd Serve In	2nd Serve Won	BKP S %	BKP Sav.	Total BKP	1st Serve	2nd Serve	BKP W %	BP Won	Total BKP	
SLOVENIA																				
Polona Hergog	96	28	3	5	8	89	78	53,79%	63,80%	91,60%	47,89%	57%	120	212	34,50%	50,70%	41%	81	198	
Tadeja Majeric	218	10	1	2	3	19	47	65,70%	58,69%	84,00%	34,85%	52%	55	106	38,05%	53,67%	53%	37	70	
Nastja Kolar	237	2	1	0	1	3	7	52,50%	64,47%	90,58%	47,76%	63%	12	19	24,19%	56,14%	50%	5	10	
Dalila Jakupovic	413	2	0	1	1	6	13	54,50%	50,63%	83,94%	41,54%	45%	9	20	31,94%	51,79%	33%	5	15	
Total		42	5	8	13	117	145						196	357				128	293	
SOUTH AFRICA																				
Chanelle Scheepers	78	32	2	5	7	20	160	65,16%	57,34%	84,62%	40,96%	51%	167	326	41,55%	59,90%	51%	156	308	
Total		32	2	5	7	20	160						167	326				156	308	
SPAIN																				
Carla Suarez Navarro	17	76	12	5	17	57	131	71,00%	59,95%	93,16%	47,64%	58%	393	675	42,00%	56,52%	50%	356	715	
Garbiñe Muguruza	20	59	8	10	18	186	245	60,54%	63,72%	87,98%	46,30%	59%	303	514	40,07%	56,73%	48%	275	571	
Silvia Soler-Espinoso	66	42	5	6	11	71	105	59,48%	62,83%	91,30%	48,20%	54%	171	319	33,97%	51,16%	40%	126	314	
Lara Arruabarrena	87	22	4	0	4	28	56	61,23%	61,60%	90,79%	41,62%	46%	75	163	36,26%	58,66%	45%	80	176	
Maria-Teresa Torro-Flor	88	31	6	3	9	31	167	61,35%	58,06%	84,02%	46,14%	53%	157	299	37,66%	56,26%	48%	123	254	
Lourdes Dominguez Lino	111	19	1	3	4	9	34	54,84%	55,27%	94,34%	42,57%	50%	87	173	40,75%	54,59%	52%	70	134	
Estrella Cabeza Candela	207	9	2	0	2	5	28	67,11%	53,94%	86,18%	38,95%	49%	47	96	38,77%	51,11%	49%	31	63	
Beatriz Garcia Vidagany	241	5	0	1	1	0	18	73,00%	52,65%	85,97%	46,15%	56%	32	57	38,71%	61,72%	55%	24	44	
Anabel Medina Garrigues	455	4	0	0	0	1	5	69,75%	53,22%	92,43%	31,17%	49%	45	92	34,48%	48,42%	34%	27	79	
Total		267	38	28	66	388	789						1310	2388				1112	2350	
SWEDEN																				
Johanna Larsson	70	26	1	6	7	43	75	69,88%	58,98%	87,73%	45,89%	52%	107	207	36,10%	55,99%	47%	92	196	
Rebecca Peterson	163	3	0	0	0	2	12	64,00%	52,68%	83,48%	37,70%	52%	15	29	37,63%	52,17%	36%	9	25	
Sofia Arvidsson	271	4	1	0	1	9	8	64,00%	69,27%	92,92%	43,75%	74%	28	38	37,75%	37,04%	50%	10	20	
Total		33	2	6	8	54	95						150	274				111	241	
SWITZERLAND																				
Belinda Bencic	32	38	1	5	6	106	134	56,79%	64,28%	89,58%	44,25%	51%	144	285	37,44%	54,95%	47%	148	312	
Timea Bacsinszky	48	24	1	7	8	33	60	66,17%	59,50%	90,56%	45,94%	58%	125	214	42,62%	56,49%	47%	108	230	
Stefanie Voegele	80	39	7	6	13	169	84	55,69%	64,58%	93,97%	43,23%	49%	167	339	35,95%	52,71%	45%	134	299	
Romina Oprandi	115	22	1	0	1	18	65	64,32%	58,01%	89,27%	43,66%	47%	83	176	38,39%	50,40%	45%	79	175	
Viktorija Golubic	209	2	0	0	0	0	8	62,50%	53,70%	88,48%	33,87%	35%	8	23	47,37%	69,23%	55%	17	31	
Total		125	10	18	28	326	351						527	1037				486	1047	
THAILAND																				
Luksika Kumkhum	117	22	0	3	3	41	118	59,32%	61,88%	83,57%	47,22%	53%	96	182	35,93%	56,94%	43%	84	194	
Tamarine Tanasugarn	260	2	0	0	0	1	2	79,00%	61,76%	91,67%	62,50%	40%	4	10	43,64%	58,00%	38%	10	26	
Noppawan Lertcheewakarn	340	3	0	1	1	2	7	56,00%	53,92%	92,31%	53,75%	66%	19	29	30,97%	52,17%	32%	7	22	
Nicha Lertpitaksinchai	355	2	0	0	0	4	7	64,50%	65,00%	85,83%	41,86%	60%	9	15	36,23%	55,32%	50%	6	12	
Peangtarn Plipuech	425	1	0	0	0	2	2	67,00%	54,90%	92,59%	36,00%	74%	14	19	25,81%	52,17%	100%	2	2	
Total		30	0	4	4	50	136						142	255				109	256	
TUNISIA																				
Ons Jabeur	144	9	0	1	1	15	40	54,67%	60,73%	87,99%	44,25%	50%	50	100	34,89%	59,30%	47%	48	102	
Total		9	0	1	1	15	40						50	100				48	102	

