





















	Ranking	Matches Played	Tiebreaks			Aces	Double Faults	Service				Break Points Saved			Return Service		Break Points Won			
			Won	Lost	Total			1st Serve In	1st Serv. Won	2nd Serve In	2nd Serve Won	BKP S %	BKP Sav.	Total BKP	1st Serve	2nd Serve	BKP W %	BP Won	Total BKP	
ARGENTINA 																				
Juan Martin	Del Potro	5	67	21	12	33	476	143	65%	75%	94%	54%	66%	223	340	28%	53%	41%	205	496
Carlos	Berlocq	41	53	7	11	18	178	127	67%	69%	92%	52%	58%	208	361	30%	52%	40%	161	401
Juan	Monaco	42	48	7	12	19	96	94	69%	64%	92%	53%	52%	171	329	33%	55%	44%	179	404
Federico	Delbonis	55	20	9	4	13	66	60	60%	71%	91%	53%	66%	90	137	30%	47%	38%	45	118
Horacio	Zeballos	56	38	9	12	21	220	103	62%	71%	93%	50%	63%	180	287	24%	45%	36%	75	209
Leonardo	Mayer	94	31	9	6	15	150	114	62%	69%	89%	50%	57%	120	210	28%	46%	42%	71	170
Diego Sebastian	Schwartzman	117	6	0	1	1	6	25	69%	56%	86%	48%	51%	29	57	27%	57%	47%	18	38
Guido	Pella	118	20	5	5	10	76	57	57%	67%	93%	48%	51%	78	153	25%	48%	34%	43	127
Facundo	Arguello	124	3	0	0	0	3	12	57%	61%	89%	51%	55%	17	31	35%	50%	36%	9	25
Martin	Alund	133	14	5	1	6	45	30	62%	65%	94%	51%	62%	86	139	32%	45%	39%	40	102
Maximo	Gonzalez	157	2	0	1	1	12	8	67%	73%	89%	45%	65%	11	17	30%	53%	38%	10	26
David	Nalbandian	230	11	2	1	3	51	49	58%	70%	89%	49%	52%	41	79	32%	52%	54%	39	72
Agustin	Velotti	236	1	0	0	0	2	0	57%	57%	100%	35%	64%	7	11	25%	41%	17%	1	6
Marco	Trungelliti	273	2	0	0	0	2	3	63%	64%	95%	44%	77%	20	26	30%	43%	44%	4	9
Juan Ignacio	Londero	319	1	0	1	1	1	1	65%	70%	96%	83%	75%	3	4	5%	38%	0%	0	0
Total			317	74	67	141	1384	826						1284	2181				900	2203
AUSTRALIA 																				
Bernard	Tomic	51	45	17	15	32	376	60	66%	72%	95%	52%	67%	196	292	24%	48%	35%	92	266
Lleyton	Hewitt	60	41	9	7	16	254	165	51%	71%	92%	52%	59%	195	328	30%	52%	45%	149	331
Marinko	Matosevic	61	41	9	7	16	159	109	58%	69%	92%	48%	54%	158	290	29%	52%	40%	115	288
Matthew	Ebdn	68	15	2	3	5	84	85	56%	72%	85%	44%	53%	62	117	29%	44%	32%	34	106
James	Duckworth	136	10	3	1	4	137	38	58%	74%	93%	47%	62%	62	100	26%	45%	31%	26	83
Samuel	Groth	172	4	2	0	2	62	20	64%	72%	85%	55%	58%	14	24	28%	42%	29%	6	21
Nick	Kyrgios	182	4	3	0	3	21	14	55%	73%	92%	47%	54%	13	24	17%	40%	36%	4	11
John	Millman	190	6	0	0	0	37	25	64%	67%	90%	47%	64%	39	61	31%	50%	39%	19	49
Matt	Reid	220	1	0	0	0	12	7	60%	67%	83%	35%	58%	7	12	23%	32%	0%	0	2
John-Patrick	Smith	221	1	0	0	0	2	1	60%	55%	97%	52%	68%	13	19	29%	38%	25%	2	8
Greg	Jones	227	2	1	0	1	12	2	63%	68%	95%	75%	57%	4	7	28%	41%	29%	2	7
Benjamin	Mitchell	262	2	0	1	1	19	10	58%	72%	93%	53%	59%	10	17	20%	53%	25%	5	20
Luke	Saville	400	1	1	0	1	8	7	62%	53%	87%	48%	56%	10	18	28%	46%	60%	3	5
Chris	Guccione	520	2	0	0	0	17	4	72%	85%	83%	39%	50%	2	4	26%	64%	57%	4	7
Total			175	47	34	81	1200	547						785	1313				461	1204
AUSTRIA 																				
Jurgen	Melzer	27	53	8	12	20	239	149	65%	67%	91%	50%	59%	231	389	29%	48%	36%	136	378
Andreas	Haider-Maurer	112	10	1	4	5	65	50	59%	72%	88%	43%	60%	53	89	23%	47%	38%	20	52
Dominic	Thiem	139	6	0	0	0	35	15	54%	77%	93%	59%	72%	18	25	29%	51%	37%	16	43
Martin	Fischer	192	3	0	0	0	6	6	59%	55%	95%	47%	41%	11	27	36%	51%	33%	9	27
Gerald	Melzer	201	1	0	1	1	2	2	63%	46%	92%	63%	56%	5	9	13%	52%	67%	2	3
Dennis	Novak	372	1	0	0	0	6	3	48%	75%	92%	47%	60%	3	5	17%	50%	0%	0	1
Oliver	Marach	1158	1	0	0	0	1	2	73%	69%	92%	17%	50%	5	10	22%	39%	0%	0	2
Total			75	9	17	26	354	227						326	554				183	506
BELGIUM 																				
David	Goffin	110	34	4	9	13	107	176	61%	65%	86%	49%	55%	160	291	32%	49%	42%	101	241
Xavier	Malisse	135	32	5	7	12	226	83	55%	71%	93%	50%	57%	133	232	27%	52%	39%	77	198
Ruben	Bemelmans	148	10	3	3	6	87	35	64%	72%	91%	51%	66%	55	83	30%	51%	45%	35	77
Steve	Darcis	165	11	3	3	6	41	31	59%	68%	92%	55%	62%	46	74	29%	54%	39%	34	87
Niels	Desein	198	1	0	0	0	2	1	67%	54%	97%	58%	38%	3	8	30%	43%	22%	2	9
Olivier	Rochus	200	7	0	0	0	7	13	58%	63%	95%	50%	57%	39	68	18%	51%	44%	14	32
Maxime	Authom	272	1	0	2	2	4	6	59%	69%	91%	50%	67%	8	12	26%	50%	56%	5	9
Romain	Bogaerts	1231	1	0	0	0	0	6	55%	54%	78%	29%	0%	0	5	39%	0%	0%	0	0
Total			97	15	24	39	474	351						444	773				268	653

	Ranking	Matches Played	Tiebreaks			Aces	Double Faults	Service				Break Points Saved			Return Service		Break Points Won			
			Won	Lost	Total			1st Serve In	1st Serv. Won	2nd Serve In	2nd Serve Won	BKP S %	BKP Sav.	Total BKP	1st Serve	2nd Serve	BKP W %	BP Won	Total BKP	
BOSNIA & HERZEGOVINA																				
Mirza	Basic	267	4	2	1	3	22	7	63%	70%	94%	54%	77%	27	35	25%	39%	35%	6	17
Aldin	Setkic	354	1	0	0	0	3	4	59%	57%	83%	26%	0%	0	5	19%	40%	0%	0	4
Total			5	2	1	3	25	11						27	40				6	21
BRAZIL																				
Thomaz	Bellucci	125	26	6	6	12	164	89	55%	69%	92%	51%	56%	119	211	25%	49%	30%	55	182
Rogério	Dutra Silva	132	9	3	1	4	17	24	62%	64%	92%	47%	49%	41	84	23%	40%	36%	12	33
Joao	Souza	140	5	1	2	3	28	8	62%	77%	93%	51%	64%	14	22	20%	37%	0%	0	12
Guilherme	Clezar	158	1	0	2	2	6	3	59%	68%	94%	51%	79%	11	14	19%	53%	67%	4	6
Andre	Ghem	215	2	0	0	0	3	3	59%	70%	94%	43%	65%	11	17	47%	48%	89%	8	9
Thiago	Alves	434	2	0	2	2	5	4	69%	67%	94%	63%	59%	10	17	21%	44%	44%	4	9
Ricardo	Mello	1017	1	0	0	0	1	0	76%	54%	100%	63%	57%	4	7	27%	50%	17%	1	6
Total			46	10	13	23	224	131						210	372				84	257
BULGARIA																				
Grigor	Dimitrov	23	58	9	13	22	469	164	61%	76%	91%	51%	60%	173	287	29%	48%	38%	144	377
Total			58	9	13	22	469	164						173	287				144	377
CANADA																				
Milos	Raonic	11	66	20	19	39	1026	202	63%	82%	91%	53%	67%	158	235	28%	44%	32%	139	430
Vasek	Pospisil	32	36	11	15	26	396	142	54%	79%	91%	50%	65%	150	232	28%	45%	35%	84	241
Frank	Dancevic	122	7	3	1	4	76	21	64%	71%	91%	50%	68%	46	68	28%	49%	40%	22	55
Peter	Polansky	141	1	0	0	0	0	6	51%	62%	87%	40%	42%	5	12	36%	53%	50%	5	10
Jesse	Levine	149	20	3	8	11	106	105	57%	67%	88%	50%	64%	123	192	27%	47%	40%	47	118
Filip	Peliwo	263	2	0	0	0	10	13	56%	66%	85%	48%	59%	10	17	32%	49%	39%	7	18
Total			132	37	43	80	1614	489						492	756				304	872
CHILE																				
Paul	Capdeville	154	2	1	1	2	15	4	65%	71%	93%	54%	44%	4	9	26%	54%	78%	7	9
Jorge	Aguilar	296	1	0	0	0	6	2	57%	75%	95%	49%	20%	1	5	23%	49%	60%	3	5
Christian	Garin	391	2	0	0	0	6	7	59%	74%	88%	59%	70%	7	10	28%	45%	20%	3	15
Nicolas	Massu	876	1	1	0	1	2	10	62%	62%	82%	50%	71%	10	14	31%	43%	33%	2	6
Total			6	2	1	3	29	23						22	38				15	35
CHINA																				
Di	Wu	207	3	0	1	1	9	14	57%	70%	90%	49%	66%	23	35	26%	41%	43%	6	14
Ze	Zhang	252	2	0	1	1	4	9	73%	62%	80%	50%	50%	6	12	23%	44%	29%	2	7
Mao-Xin	Gong	738	1	0	0	0	2	0	59%	65%	100%	52%	0%	0	3	9%	31%	0%	0	0
Total			6	0	2	2	15	23						29	50				8	21
CHINESE TAIPEI																				
Yen-Hsun	Lu	65	34	6	8	14	131	108	62%	70%	91%	52%	58%	126	216	30%	52%	39%	104	265
Jimmy	Wang	174	4	1	0	1	20	12	65%	64%	90%	46%	48%	19	40	31%	40%	32%	12	37
Total			38	7	8	15	151	120						145	256				116	302
COLOMBIA																				
Santiago	Giraldo	69	40	3	6	9	192	77	63%	69%	94%	50%	55%	151	273	27%	47%	35%	94	268
Alejandro	Gonzalez	91	1	0	0	0	7	6	54%	72%	87%	41%	60%	6	10	42%	57%	31%	5	16
Alejandro	Falla	99	35	6	9	15	147	100	56%	67%	92%	49%	55%	132	241	29%	51%	44%	92	208
Carlos	Salamanca	242	1	0	0	0	8	4	62%	66%	85%	39%	50%	4	8	19%	58%	25%	1	4
Nicolas	Barrientos	370	1	0	0	0	4	4	63%	73%	84%	48%	60%	3	5	22%	45%	0%	0	6
Eduardo	Struvay	510	1	0	0	0	5	6	46%	70%	85%	40%	33%	2	6	27%	56%	40%	2	5
Total			79	9	15	24	359	197						298	543				194	507

	Ranking	Matches Played	Tiebreaks			Aces	Double Faults	Service				Break Points Saved			Return Service		Break Points Won				
			Won	Lost	Total			1st Serve In	1st Serv. Won	2nd Serve In	2nd Serve Won	BKP S %	BKP Sav.	Total BKP	1st Serve	2nd Serve	BKP W %	BP Won	Total BKP		
CROATIA																					
Ivan		Dodig	33	60	13	15	28	561	178	58%	74%	92%	52%	62%	239	386	29%	49%	44%	174	392
Marin		Cilic	37	38	11	5	16	329	92	56%	77%	94%	56%	68%	155	229	30%	52%	42%	118	281
Ivo		Karlovic	78	28	18	11	29	485	96	64%	82%	89%	54%	65%	60	93	21%	40%	28%	27	97
Antonio		Veic	216	5	0	1	1	4	15	66%	57%	86%	43%	30%	10	33	26%	43%	53%	8	15
Ante		Pavic	246	1	0	1	1	4	6	59%	79%	81%	35%	40%	2	5	35%	41%	50%	2	4
Nikola		Mektic	282	1	0	0	0	1	0	65%	61%	100%	38%	20%	1	5	26%	32%	50%	1	2
Borna		Coric	351	2	1	0	1	1	5	64%	56%	93%	41%	50%	13	26	24%	41%	33%	3	9
Mate		Pavic	358	4	0	2	2	11	9	59%	59%	91%	49%	46%	12	26	26%	43%	25%	5	20
Dino		Marcan	458	1	0	0	0	0	2	66%	63%	90%	58%	75%	6	8	13%	30%	0%	0	0
Filip		Veger	594	1	0	0	0	1	1	74%	52%	94%	69%	73%	8	11	18%	43%	0%	0	2
Josko		Topic	619	1	0	0	0	1	12	57%	48%	67%	21%	42%	5	12	29%	41%	100%	1	1
Total			142	43	35	78	1398	416						511	834					339	823
CYPRUS																					
Marcos		Baghdatis	87	36	6	14	20	275	155	53%	75%	90%	52%	64%	148	230	25%	49%	35%	83	240
Total			36	6	14	20	275	155						148	230					83	240
CZECH REPUBLIC																					
Tomas		Berdych	7	79	18	19	37	649	181	58%	78%	94%	52%	68%	285	422	30%	54%	42%	244	584
Radek		Stepanek	44	32	4	8	12	154	95	63%	70%	91%	49%	56%	119	213	31%	52%	39%	104	264
Lukas		Rosol	47	50	9	10	19	390	164	58%	74%	91%	49%	64%	227	355	27%	48%	35%	116	331
Jiri		Vesely	85	7	2	1	3	34	36	61%	68%	87%	44%	56%	38	68	24%	47%	43%	16	37
Jan		Hajek	106	24	1	3	4	76	30	65%	63%	95%	51%	60%	110	184	30%	49%	39%	55	140
Jaroslav		Pospisil	213	2	1	0	1	2	8	51%	54%	88%	63%	53%	9	17	29%	53%	36%	4	11
Jan		Hernych	218	10	3	2	5	43	32	61%	68%	91%	52%	55%	34	62	26%	49%	35%	23	65
Total			204	38	43	81	1348	546						822	1321					562	1432
DENMARK																					
Frederik		Nielsen	622	2	0	0	0	4	5	63%	51%	89%	47%	50%	9	18	22%	52%	22%	2	9
Total			2	0	0	0	4	5						9	18					2	9
DOMINICAN REPUBLIC																					
Victor		Estrella Burgos	144	2	0	0	0	4	9	53%	71%	88%	38%	61%	11	18	33%	53%	38%	5	13
Total			2	0	0	0	4	9						11	18					5	13
ECUADOR																					
Emilio		Gomez	303	3	0	1	1	8	10	62%	64%	90%	51%	57%	12	21	23%	55%	43%	6	14
Julio-Cesar		Campozano	344	1	0	1	1	6	3	58%	68%	94%	52%	50%	5	10	22%	43%	75%	3	4
Roberto		Quiroz	655	1	0	0	0	4	10	67%	58%	74%	41%	58%	7	12	22%	65%	38%	3	8
Gonzalo		Escobar	709	1	0	0	0	2	2	75%	74%	88%	64%	100%	4	4	38%	64%	57%	4	7
Total			6	0	2	2	20	25						28	47					16	33
EGYPT																					
Mohamed		Safwat	208	2	0	0	0	8	2	68%	79%	93%	46%	56%	5	9	35%	56%	62%	8	13
Total			2	0	0	0	8	2						5	9					8	13
ESTONIA																					
Jurgen		Zopp	333	7	0	1	1	25	31	57%	66%	90%	42%	62%	46	74	22%	46%	43%	16	37
Total			7	0	1	1	25	31						46	74					16	37
FINLAND																					
Jarkko		Nieminen	39	57	14	13	27	186	125	65%	68%	93%	51%	58%	232	397	27%	53%	42%	171	403
Total			57	14	13	27	186	125						232	397					171	403





	Ranking	Matches Played	Tiebreaks			Aces	Double Faults	Service				Break Points Saved			Return Service		Break Points Won			
			Won	Lost	Total			1st Serve In	1st Serv. Won	2nd Serve In	2nd Serve Won	BKP S %	BKP Sav.	Total BKP	1st Serve	2nd Serve	BKP W %	BP Won	Total BKP	
FRANCE																				
Richard	Gasquet	9	73	15	14	29	443	186	60%	74%	93%	54%	64%	276	434	30%	54%	39%	241	615
Jo-Wilfried	Tsonga	10	55	16	12	28	452	120	62%	76%	93%	54%	69%	190	276	30%	47%	43%	153	355
Gilles	Simon	19	60	14	12	26	240	146	57%	67%	94%	50%	61%	314	512	32%	52%	41%	205	495
Benoit	Paire	26	62	17	12	29	531	230	52%	74%	91%	47%	59%	259	439	32%	49%	41%	182	447
Gael	Monfils	31	55	13	14	27	423	203	66%	71%	89%	49%	64%	238	373	32%	48%	40%	175	439
Jeremy	Chardy	34	47	11	10	21	392	246	61%	74%	87%	49%	64%	202	318	28%	49%	36%	111	312
Julien	Benneteau	35	51	14	10	24	314	147	63%	70%	91%	50%	55%	182	328	30%	50%	40%	154	389
Nicolas	Mahut	50	24	6	6	12	203	77	59%	78%	90%	52%	66%	67	101	31%	47%	42%	62	146
Edouard	Roger-Vasselin	52	49	3	15	18	188	125	63%	70%	93%	50%	60%	195	326	29%	48%	38%	132	350
Adrian	Mannarino	59	25	2	6	8	141	62	61%	70%	91%	51%	70%	150	214	24%	51%	41%	57	138
Kenny	De Schepper	84	23	5	5	10	205	112	64%	72%	85%	51%	70%	116	166	24%	42%	34%	32	95
Michael	Llodra	105	26	8	3	11	195	84	61%	74%	89%	53%	57%	71	124	29%	44%	35%	52	149
Stephane	Robert	115	4	1	0	1	20	15	61%	73%	91%	49%	50%	14	28	28%	55%	33%	14	42
Marc	Gicquel	120	5	0	2	2	16	19	53%	61%	91%	45%	57%	31	54	16%	46%	35%	6	17
Paul-Henri	Mathieu	129	25	2	7	9	126	104	54%	71%	90%	48%	54%	90	168	24%	47%	37%	44	119
Guillaume	Rufin	137	21	6	6	12	130	96	55%	71%	90%	49%	61%	110	180	28%	52%	34%	60	175
Pierre-Hugues	Herbert	151	3	0	1	1	20	10	59%	70%	88%	49%	63%	12	19	26%	47%	41%	7	17
Maxime	Teixeira	193	1	0	1	1	6	8	62%	64%	88%	37%	62%	13	21	35%	56%	55%	6	11
Lucas	Pouille	203	5	1	2	3	29	18	54%	65%	91%	54%	67%	28	42	22%	46%	32%	9	28
Florent	Serra	217	4	1	1	2	14	5	58%	67%	97%	46%	56%	20	36	21%	47%	29%	4	14
Albano	Olivetti	249	3	2	0	2	52	15	60%	78%	87%	46%	65%	15	23	19%	42%	33%	1	3
Josselin	Ouanna	300	2	0	0	0	13	16	53%	71%	79%	43%	53%	8	15	25%	44%	0%	0	16
Total			623	137	139	276	4153	2044						2601	4197				1707	4372
GERMANY																				
Tommy	Haas	12	68	16	10	26	421	230	61%	74%	91%	54%	64%	247	387	31%	48%	38%	199	520
Philipp	Kohlschreiber	22	57	19	14	33	379	102	59%	75%	95%	56%	66%	218	329	28%	49%	39%	141	359
Florian	Mayer	40	55	9	10	19	246	94	63%	69%	94%	51%	58%	200	344	31%	48%	42%	154	369
Daniel	Brands	54	47	10	9	19	399	106	67%	73%	92%	53%	63%	149	235	25%	47%	35%	84	239
Tobias	Kamke	74	39	6	5	11	85	98	60%	66%	93%	49%	58%	175	304	30%	52%	44%	126	288
Benjamin	Becker	79	29	6	11	17	211	89	57%	74%	92%	48%	55%	108	196	24%	47%	38%	59	157
Julian	Reister	86	9	2	4	6	44	31	70%	65%	90%	49%	65%	68	105	30%	46%	28%	22	79
Jan-Lennard	Struff	107	13	1	7	8	85	53	61%	71%	89%	49%	56%	52	93	25%	53%	38%	36	96
Dustin	Brown	111	5	0	2	2	61	14	63%	74%	93%	49%	73%	29	40	25%	43%	46%	11	24
Michael	Berrer	143	5	0	2	2	20	18	65%	70%	88%	42%	66%	25	38	36%	49%	36%	17	47
Matthias	Bachinger	159	8	2	2	4	48	29	57%	68%	91%	46%	64%	50	78	25%	46%	43%	15	35
Peter	Gojowczyk	162	2	1	0	1	23	14	53%	77%	89%	50%	65%	17	26	27%	54%	48%	10	21
Cedrik-Marcel	Stebe	168	5	0	0	0	15	5	65%	66%	96%	51%	66%	21	32	28%	43%	35%	7	20
Mischa	Zverev	176	9	3	3	6	33	25	67%	67%	90%	42%	54%	35	65	30%	50%	37%	23	63
Andreas	Beck	186	2	0	0	0	8	11	53%	63%	89%	49%	64%	16	25	31%	44%	19%	3	16
Philipp	Petzschner	205	8	0	2	2	36	20	58%	68%	93%	48%	46%	25	54	30%	45%	35%	19	55
Bastian	Knittel	270	1	0	0	0	4	12	58%	61%	76%	44%	57%	8	14	22%	47%	100%	1	1
Bjorn	Phau	313	8	1	1	2	23	18	53%	69%	92%	47%	45%	21	47	25%	45%	28%	11	40
Nils	Langer	368	3	0	1	1	4	11	64%	72%	87%	50%	27%	3	11	26%	41%	26%	5	19
Kevin	Krawietz	409	1	0	0	0	1	2	55%	73%	92%	46%	40%	2	5	20%	68%	0%	0	5
Robin	Kern	412	1	0	0	0	3	4	63%	67%	87%	63%	40%	2	5	25%	44%	100%	2	2
Alexander	Zverev	808	1	0	0	0	1	7	35%	50%	78%	24%	25%	2	8	40%	36%	33%	3	9
Christopher	Kas	50-D	1	0	0	0	1	3	51%	57%	90%	52%	43%	3	7	29%	20%	100%	1	1
Total			377	76	83	159	2151	996						1476	2448				949	2465

	Ranking	Matches Played	Tiebreaks			Aces	Double Faults	Service				Break Points Saved			Return Service		Break Points Won			
			Won	Lost	Total			1st Serve In	1st Serv. Won	2nd Serve In	2nd Serve Won	BKP S %	BKP Sav.	Total BKP	1st Serve	2nd Serve	BKP W %	BP Won	Total BKP	
GREAT BRITAIN 																				
Andy Murray	4	51	14	7	21	353	113	62%	75%	93%	52%	65%	191	293	34%	55%	46%	205	449	
Daniel Evans	150	8	2	2	4	48	31	62%	69%	90%	49%	57%	34	60	30%	52%	47%	25	53	
James Ward	161	3	2	4	6	33	8	65%	72%	93%	53%	69%	18	26	26%	46%	17%	5	30	
Edward Corrie	312	1	0	1	1	2	5	58%	69%	89%	41%	86%	12	14	22%	56%	25%	1	4	
Kyle Edmund	382	4	2	1	3	18	8	64%	72%	94%	48%	75%	24	32	21%	47%	20%	4	20	
Alexander Ward	407	1	0	1	1	4	0	72%	65%	100%	61%	50%	2	4	27%	36%	50%	2	4	
Jamie Baker	519	1	0	1	1	8	1	67%	70%	97%	42%	58%	7	12	25%	37%	67%	2	3	
Dominic Inglot	28-D	1	0	0	0	10	1	67%	74%	95%	45%	75%	6	8	16%	37%	0%	0	1	
Total		70	20	17	37	476	167						294	449				244	564	
HUNGARY 																				
Marton Fucsovics	181	2	1	0	1	11	9	58%	69%	88%	52%	50%	6	12	32%	52%	40%	6	15	
Total		2	1	0	1	11	9						6	12				6	15	
INDIA 																				
Somdev Devvarman	90	23	5	5	10	106	45	59%	67%	95%	51%	66%	145	219	27%	51%	39%	64	164	
Yuki Bhambri	195	1	0	0	0	8	3	67%	69%	86%	47%	71%	5	7	22%	44%	0%	0	4	
Prakash Amritraj	363	4	0	2	2	20	10	58%	70%	90%	53%	70%	21	30	28%	55%	41%	13	32	
Rohan Bopanna	13-D	1	0	0	0	5	1	50%	68%	96%	56%	0%	0	3	20%	42%	0%	0	3	
Total		29	5	7	12	139	59						171	259				77	203	
ISRAEL 																				
Dudi Sela	73	14	2	2	4	23	55	61%	62%	90%	45%	49%	73	150	30%	49%	34%	45	134	
Amir Weintraub	189	7	2	3	5	30	23	71%	67%	89%	44%	59%	44	74	23%	45%	44%	15	34	
Noam Okun	s/r	1	0	1	1	2	0	65%	72%	100%	57%	60%	3	5	9%	47%	100%	1	1	
Total		22	4	6	10	55	78						120	229				61	169	
ITALY 																				
Fabio Fognini	16	69	14	10	24	191	219	59%	67%	91%	50%	61%	336	553	33%	54%	43%	244	565	
Andreas Seppi	25	59	9	11	20	318	180	59%	71%	92%	50%	59%	263	447	28%	51%	39%	186	483	
Filippo Volandri	71	16	2	3	5	8	28	70%	61%	93%	50%	56%	76	135	32%	49%	45%	54	120	
Paolo Lorenzi	109	38	5	5	10	118	88	57%	68%	93%	49%	57%	165	288	30%	48%	37%	93	254	
Potito Starace	152	2	0	0	0	7	1	76%	60%	98%	53%	73%	16	22	25%	52%	30%	3	10	
Matteo Viola	160	11	0	1	1	23	61	60%	62%	85%	42%	56%	62	110	30%	55%	47%	36	77	
Marco Cecchinato	164	1	0	0	0	2	1	71%	55%	96%	50%	55%	6	11	24%	68%	60%	3	5	
Thomas Fabbiano	180	1	0	1	1	0	7	66%	64%	84%	46%	75%	9	12	14%	46%	20%	1	5	
Flavio Cipolla	188	11	0	4	4	11	41	68%	56%	83%	43%	52%	51	99	30%	45%	46%	22	48	
Simone Bolelli	244	14	2	1	3	50	24	63%	67%	94%	51%	43%	33	76	26%	49%	40%	28	70	
Gianluca Naso	278	1	0	0	0	1	2	65%	61%	90%	47%	57%	4	7	17%	28%	0%	0	3	
Riccardo Ghedin	462	1	0	1	1	3	3	68%	68%	92%	49%	69%	9	13	26%	64%	27%	4	15	
Total		224	32	37	69	732	655						1030	1773				674	1655	
JAPAN 																				
Kei Nishikori	17	55	9	7	16	150	153	62%	69%	91%	52%	56%	174	308	31%	55%	43%	191	440	
Go Soeda	103	23	4	7	11	91	67	57%	69%	92%	48%	52%	92	176	26%	47%	39%	54	137	
Tatsuma Ito	155	11	2	1	3	41	40	56%	66%	92%	47%	52%	50	96	26%	48%	34%	23	68	
Yuichi Sugita	171	4	0	0	0	11	15	59%	58%	86%	38%	54%	22	41	30%	55%	42%	10	24	
Total		93	15	15	30	293	275						338	621				278	669	
KAZAKHSTAN 																				
Mikhail Kukushkin	67	12	3	1	4	55	26	55%	69%	95%	47%	57%	63	111	30%	50%	57%	44	77	
Andrey Golubev	82	10	2	3	5	51	21	63%	76%	94%	52%	61%	31	51	27%	52%	34%	23	67	
Evgeny Korolev	330	6	3	2	5	26	27	56%	70%	86%	49%	49%	17	35	23%	48%	38%	11	29	
Total		28	8	6	14	132	74						111	197				78	173	

	Ranking	Matches Played	Tiebreaks			Aces	Double Faults	Service				Break Points Saved			Return Service		Break Points Won			
			Won	Lost	Total			1st Serve In	1st Serv. Won	2nd Serve In	2nd Serve Won	BKP S %	BKP Sav.	Total BKP	1st Serve	2nd Serve	BKP W %	BP Won	Total BKP	
KOREA REPUBLIC OF																				
Suk-Young Jeong	383	1	0	0	0	0	0	64%	48%	100%	31%	55%	6	11	22%	47%	50%	1	2	
Hyeon Chung	504	1	0	0	0	0	1	64%	57%	95%	58%	40%	2	5	17%	52%	0%	0	3	
Total		2	0	0	0	0	1						8	16				1	5	
LATVIA																				
Ernests Gulbis	24	50	13	10	23	390	182	61%	76%	90%	49%	68%	225	329	31%	50%	44%	151	344	
Total		50	13	10	23	390	182						225	329				151	344	
LITHUANIA																				
Ricardas Berankis	131	27	7	6	13	164	121	55%	73%	90%	52%	66%	129	196	27%	49%	31%	62	197	
Total		27	7	6	13	164	121						129	196				62	197	
LUXEMBOURG																				
Gilles Muller	374	10	3	3	6	112	35	59%	75%	90%	46%	57%	36	63	22%	45%	29%	13	45	
Total		10	3	3	6	112	35						36	63				13	45	
MEXICO																				
Miguel Angel Reyes-Varela	450	1	0	1	1	2	2	62%	63%	94%	41%	67%	6	9	31%	22%	0%	0	1	
Daniel Garza	672	1	0	1	1	0	0	77%	55%	100%	58%	50%	4	8	34%	48%	38%	3	8	
Cesar Ramirez	717	1	0	0	0	3	3	81%	43%	73%	13%	58%	7	12	20%	26%	0%	0	0	
Total		3	0	2	2	5	5						17	29				3	9	
MONACO																				
Benjamin Balleret	260	1	0	0	0	1	4	68%	42%	87%	46%	30%	3	10	32%	51%	36%	4	11	
Total		1	0	0	0	1	4						3	10				4	11	
MOROCCO																				
Younes Rachidi	868	1	1	0	1	1	6	59%	64%	87%	45%	60%	9	15	28%	38%	60%	3	5	
Mehdi Ziadi	1312	1	0	0	0	2	1	48%	59%	97%	55%	20%	1	5	26%	30%	25%	1	4	
Total		2	1	0	1	3	7						10	20				4	9	
NETHERLAND																				
Robin Haase	43	55	10	14	24	334	153	61%	72%	92%	49%	65%	248	384	28%	49%	42%	147	351	
Igor Sijsling	70	43	9	10	19	384	87	57%	75%	95%	50%	57%	142	247	26%	48%	39%	95	243	
Jesse Huta Galung	101	5	0	0	0	35	21	52%	70%	87%	46%	28%	7	25	26%	49%	35%	9	26	
Thiemo De Bakker	146	18	5	2	7	122	36	61%	71%	94%	48%	64%	97	151	26%	48%	42%	44	105	
Boy Westerhof	265	1	0	0	0	1	2	48%	56%	93%	30%	44%	4	9	21%	61%	25%	1	4	
Total		122	24	26	50	876	299						498	816				296	729	
NEW ZEALAND																				
Daniel King-Turner	2002	1	0	0	0	2	0	58%	70%	100%	24%	33%	2	6	15%	31%	0%	0	0	
Total		1	0	0	0	2	0						2	6				0	0	
POLAND																				
Jerzy Janowicz	21	43	15	11	26	464	227	60%	76%	88%	50%	67%	196	294	29%	44%	36%	104	287	
Michal Przysiezny	66	23	5	7	12	189	76	59%	75%	91%	50%	62%	93	151	23%	43%	38%	43	112	
Lukasz Kubot	72	28	6	4	10	185	125	62%	68%	89%	46%	52%	122	234	29%	50%	39%	85	219	
Total		94	26	22	48	838	428						411	679				232	618	
PORTUGAL																				
Joao Sousa	49	28	1	3	4	78	66	62%	67%	92%	47%	57%	120	210	30%	50%	42%	83	198	
Gastao Elias	175	5	0	1	1	6	15	50%	61%	93%	51%	61%	30	49	34%	41%	50%	13	26	
Rui Machado	259	1	0	0	0	1	0	72%	64%	100%	59%	67%	6	9	36%	47%	10%	1	10	
Total		34	1	4	5	85	81						156	268				97	234	

	Ranking	Matches Played	Tiebreaks			Aces	Double Faults	Service				Break Points Saved			Return Service		Break Points Won				
			Won	Lost	Total			1st Serve In	1st Serv. Won	2nd Serve In	2nd Serve Won	BKP S %	BKP Sav.	Total BKP	1st Serve	2nd Serve	BKP W %	BP Won	Total BKP		
QATAR																					
Jabor Mohamed		All Mutawa	s/r	1	0	0	0	0	2	51%	25%	88%	20%	14%	1	7	14%	33%	0%	0	2
Mousa Shanani		Zayed	s/r	1	0	0	0	0	1	73%	30%	92%	36%	33%	3	9	30%	57%	50%	2	4
Total			2	0	0	0	0	3						4	16				2	6	
ROMANIA																					
Victor		Hanescu	80	43	11	14	25	155	47	70%	68%	96%	50%	59%	148	249	27%	45%	32%	81	250
Adrian		Ungur	119	7	1	0	1	15	32	58%	63%	87%	40%	48%	30	63	17%	42%	29%	4	14
Marius		Copil	147	6	0	1	1	54	20	56%	72%	91%	49%	59%	22	37	22%	41%	24%	5	21
Victor		Crivoi	232	1	0	0	0	1	3	67%	57%	85%	29%	50%	4	8	31%	25%	0%	0	3
Total			57	12	15	27	225	102						204	357				90	288	
RUSSIA																					
Mikhail		Youzhny	15	63	11	12	23	279	160	62%	70%	93%	51%	64%	302	471	30%	51%	42%	201	482
Dmitry		Tursunov	29	50	16	6	22	372	228	57%	74%	89%	49%	66%	225	339	28%	50%	42%	128	307
Nicolay		Davydenko	53	44	4	6	10	98	102	68%	66%	91%	50%	60%	182	305	32%	52%	48%	137	286
Teimuraz		Gabashvili	76	4	0	2	2	21	10	60%	65%	94%	56%	67%	20	30	31%	45%	24%	9	37
Alex		Bogomolov Jr	88	14	2	3	5	39	49	69%	64%	88%	52%	57%	108	188	28%	52%	34%	53	154
Evgeny		Donskoy	113	31	6	11	17	181	79	57%	73%	93%	49%	63%	139	219	26%	47%	33%	64	195
Andrey		Kuznetsov	134	27	5	6	11	133	79	58%	68%	92%	49%	59%	127	214	30%	46%	33%	62	190
Konstantin		Kravchuk	178	2	1	0	1	15	7	66%	75%	83%	40%	44%	4	9	22%	32%	33%	2	6
Aslan		Karatsev	287	2	1	0	1	4	6	57%	61%	92%	49%	60%	12	20	23%	47%	14%	2	14
Mikhail		Biryukov	309	1	0	0	0	0	1	62%	46%	96%	45%	50%	5	10	12%	53%	100%	1	1
Karen		Khachanov	446	5	2	0	2	33	13	62%	69%	90%	50%	58%	18	31	25%	51%	43%	10	23
Igor		Kunitsyn	549	2	0	0	0	7	7	53%	63%	91%	46%	60%	12	20	23%	37%	50%	2	4
Igor		Andreev	1014	1	0	0	0	5	2	69%	51%	93%	36%	36%	4	11	23%	45%	67%	2	3
Mikhail		Elgin	76-D	1	0	0	0	1	0	64%	35%	100%	18%	17%	1	6	9%	42%	0%	0	3
Total			247	48	46	94	1188	743						1159	1873				673	1705	
SERBIA																					
Novak		Djokovic	2	83	21	10	31	536	131	66%	75%	95%	60%	66%	240	365	35%	55%	43%	355	835
Janko		Tipsarevic	36	44	8	12	20	274	98	57%	73%	94%	53%	67%	223	332	27%	49%	38%	107	283
Viktor		Troicki	75	38	7	7	14	271	83	59%	71%	94%	47%	56%	151	272	31%	48%	40%	112	281
Dusan		Lajovic	116	6	0	1	1	15	17	63%	67%	91%	39%	58%	34	59	23%	45%	50%	8	16
Filip		Krajinovic	226	1	0	1	1	6	1	57%	75%	98%	45%	79%	11	14	27%	48%	50%	1	2
Ilija		Bozoljac	237	3	1	2	3	37	9	59%	71%	92%	44%	63%	20	32	26%	45%	36%	5	14
Boris		Pashanski	483	1	0	0	0	2	7	60%	61%	85%	41%	69%	11	16	43%	47%	27%	4	15
Laslo		Djere	492	1	0	0	0	6	2	60%	64%	93%	41%	57%	4	7	12%	42%	0%	0	0
Nenad		Zimonjic	1358	1	0	0	0	5	6	48%	63%	83%	41%	43%	3	7	5%	53%	100%	1	1
Total			178	37	33	70	1152	354						697	1104				593	1447	
SLOVAKIA																					
Lukas		Lacko	81	27	5	2	7	152	77	57%	70%	92%	47%	57%	112	197	28%	49%	37%	61	163
Martin		Klizan	108	36	7	8	15	215	140	54%	68%	91%	49%	66%	229	349	28%	50%	37%	90	242
Andrej		Martin	128	1	0	1	1	4	3	49%	65%	95%	36%	18%	2	11	38%	50%	58%	7	12
Miloslav		Mecir	222	2	0	1	1	13	3	64%	73%	94%	63%	82%	9	11	31%	46%	20%	3	15
Ivo		Klec	467	1	0	0	0	1	3	44%	81%	90%	15%	29%	2	7	17%	36%	50%	1	2
Total			67	12	12	24	385	226						354	575				162	434	
SLOVENIA																					
Ajjaz		Bedene	95	29	5	4	9	228	106	57%	72%	91%	49%	56%	114	203	28%	49%	42%	73	173
Blaz		Kavcic	104	24	2	8	10	108	60	62%	68%	93%	50%	58%	106	183	31%	50%	41%	73	180
Grega		Zemlja	121	32	10	9	19	236	114	57%	72%	91%	46%	62%	161	260	28%	47%	36%	75	208
Total			85	17	21	38	572	280						381	646				221	561	

	Ranking	Matches Played	Tiebreaks			Aces	Double Faults	Service				Break Points Saved			Return Service		Break Points Won			
			Won	Lost	Total			1st Serve In	1st Serv. Won	2nd Serve In	2nd Serve Won	BKP S %	BKP Sav.	Total BKP	1st Serve	2nd Serve	BKP W %	BP Won	Total BKP	
SOUTH AFRICA																				
Kevin Anderson	20	60	19	16	35	650	182	63%	76%	91%	54%	66%	215	327	28%	47%	35%	139	395	
Rik De Voest	163	1	0	0	0	3	1	68%	57%	96%	48%	64%	7	11	28%	42%	33%	1	3	
Total		61	19	16	35	653	183						222	338				140	398	
SPAIN																				
Rafael Nadal	1	82	18	7	25	224	122	69%	73%	94%	57%	69%	248	357	35%	54%	47%	318	679	
David Ferrer	3	84	12	8	20	266	190	63%	70%	93%	53%	57%	304	533	34%	56%	42%	342	807	
Nicolas Pietrangeli	13	65	17	17	34	622	160	57%	78%	94%	54%	65%	221	341	29%	52%	44%	195	442	
Tommy Robredo	18	56	14	10	24	251	122	60%	71%	94%	52%	64%	283	445	33%	50%	42%	216	520	
Feliciano Lopez	28	49	14	10	24	545	174	58%	75%	91%	53%	64%	187	291	28%	45%	36%	108	299	
Fernando Verdasco	30	52	14	10	24	300	253	62%	73%	87%	53%	60%	198	329	30%	51%	38%	156	410	
Marcel Granollers	38	51	7	6	13	208	113	61%	68%	93%	51%	56%	200	356	29%	52%	41%	143	350	
Pablo Andujar	48	49	4	10	14	73	167	60%	65%	90%	48%	62%	281	450	29%	51%	36%	124	345	
Roberto Bautista-Agut	58	48	15	5	20	106	81	70%	65%	94%	52%	60%	207	347	30%	53%	42%	144	345	
Guillermo Garcia-Lopez	62	42	7	7	14	142	197	55%	70%	88%	47%	59%	197	333	29%	53%	40%	119	297	
Albert Montanes	63	37	5	3	8	144	125	61%	68%	90%	50%	63%	184	290	30%	48%	36%	89	246	
Pablo Carreno-Busta	64	14	3	1	4	39	22	58%	65%	95%	48%	47%	45	96	31%	50%	42%	39	92	
Daniel Gimeno-Traver	77	41	7	11	18	229	150	56%	71%	91%	48%	59%	192	323	29%	48%	38%	106	276	
Albert Ramos	83	43	8	9	17	159	101	61%	70%	93%	52%	56%	150	269	29%	49%	40%	113	281	
Pere Riba	126	2	0	0	0	5	2	59%	73%	96%	34%	47%	7	15	22%	40%	20%	1	5	
Ruben Ramirez Hidalgo	167	8	1	2	3	34	33	54%	71%	89%	46%	62%	37	60	29%	46%	40%	17	42	
Daniel Munoz-De La Nava	194	7	3	0	3	17	27	54%	70%	92%	50%	61%	43	70	25%	46%	26%	12	46	
Adrian Panatta	206	2	1	1	2	12	5	62%	60%	94%	42%	55%	12	22	13%	51%	25%	1	4	
Gerard Granollers	221	1	0	0	0	2	2	59%	63%	95%	51%	60%	6	10	39%	49%	44%	4	9	
Guillermo Olaso	229	3	0	1	1	5	8	58%	60%	92%	52%	38%	6	16	25%	43%	31%	4	13	
Roberto Carballes Baena	264	1	0	0	0	3	4	51%	54%	87%	31%	50%	6	12	40%	59%	43%	3	7	
Javier Marti	310	1	0	0	0	3	0	62%	57%	100%	57%	40%	2	5	12%	24%	0%	0	0	
Arnau Brugues-Davi	426	3	1	2	3	15	5	57%	66%	96%	55%	67%	22	33	21%	51%	40%	6	15	
Marc Lopez	11-D	2	0	0	0	3	0	82%	58%	100%	64%	53%	9	17	29%	63%	43%	9	21	
Total		743	151	120	271	3407	2063						3047	5020				2269	5551	
SWEDEN																				
Markus Ericsson	415	2	1	1	2	5	12	67%	64%	88%	50%	70%	21	30	33%	45%	30%	7	23	
Joachim Johansson	694	2	0	1	1	22	4	60%	75%	93%	53%	85%	11	13	18%	50%	57%	4	7	
Milos Sekulic	745	1	0	0	0	2	5	49%	59%	85%	36%	50%	4	8	10%	38%	0%	0	0	
Andreas Vinciguerra	767	1	0	1	1	3	3	50%	73%	93%	57%	50%	1	2	11%	32%	0%	0	0	
Elias Ymer	771	1	0	0	0	2	8	51%	66%	86%	47%	56%	5	9	19%	46%	25%	2	8	
Total		7	1	3	4	34	32						42	62				13	38	
SWITZERLAND																				
Roger Federer	6	62	15	10	25	399	104	62%	76%	95%	55%	65%	198	304	33%	51%	39%	203	515	
Stanislas Wawrinka	8	74	17	16	33	519	190	60%	74%	93%	55%	66%	282	427	31%	50%	39%	223	572	
Marco Chiudinelli	173	6	1	3	4	27	27	61%	71%	88%	47%	63%	31	49	27%	48%	36%	12	33	
Henri Laaksonen	243	8	1	2	3	28	34	57%	66%	88%	50%	50%	30	60	28%	47%	43%	23	53	
Michael Lammer	447	1	0	0	0	7	5	53%	78%	90%	35%	63%	5	8	42%	59%	42%	5	12	
Adrien Panatta	454	1	0	0	0	10	6	57%	55%	83%	41%	60%	6	10	22%	29%	0%	0	2	
Stephane Bohli	472	1	0	2	2	15	2	62%	77%	96%	60%	100%	7	7	25%	35%	25%	1	4	
Total		153	34	33	67	1005	368						559	865				467	1191	
THAILAND																				
Wishaya Trongcharoenchaik	938	1	0	0	0	3	8	52%	57%	70%	21%	55%	6	11	9%	22%	0%	0	0	
Total		1	0	0	0	3	8						6	11				0	0	
TUNISIA																				
Malek Jaziri	169	1	0	0	0	2	2	48%	62%	95%	48%	55%	6	11	17%	33%	50%	1	2	
Total		1	0	0	0	2	2						6	11				1	2	

	Ranking	Matches Played	Tiebreaks			Aces	Double Faults	Service				Break Points Saved			Return Service		Break Points Won			
			Won	Lost	Total			1st Serve In	1st Serv. Won	2nd Serve In	2nd Serve Won	BKP S %	BKP Sav.	Total BKP	1st Serve	2nd Serve	BKP W %	BP Won	Total BKP	
UKRAINE 																				
Alexandr																				
Alexandr	Dolgoplov	57	47	10	11	21	324	129	52%	75%	93%	49%	56%	162	290	28%	49%	38%	117	308
Oleksandr	Nedovyesov	93	1	0	0	0	6	1	56%	75%	97%	32%	57%	4	7	18%	40%	0%	0	2
Sergiy	Stakhovsky	98	26	6	4	10	164	76	62%	70%	92%	49%	55%	98	179	29%	45%	36%	60	167
Ilya	Marchenko	166	4	0	0	0	13	25	58%	66%	84%	44%	56%	20	36	29%	43%	33%	7	21
Denys	Molchanov	283	1	0	0	0	1	3	53%	68%	91%	37%	67%	8	12	26%	10%	25%	1	4
Vladyslav	Manafov	595	1	0	0	0	1	3	65%	60%	86%	26%	56%	5	9	9%	33%	0%	0	0
Total			80	16	15	31	509	237						297	533				185	502
UNITED STATES 																				
John	Isner	14	63	37	19	56	1050	115	67%	78%	94%	56%	71%	218	309	24%	44%	31%	106	340
Sam	Querrey	46	49	18	15	33	641	183	59%	79%	90%	48%	61%	173	284	27%	45%	34%	109	317
Tim	Smyczek	89	19	3	6	9	112	45	63%	69%	93%	51%	62%	101	162	28%	51%	38%	62	163
Michael	Russell	92	22	4	2	6	57	57	64%	65%	93%	47%	54%	96	178	26%	51%	38%	53	139
Donald	Young	96	5	0	0	0	13	22	64%	62%	87%	44%	62%	28	45	34%	62%	42%	18	43
Bradley	Klahn	97	4	2	3	5	33	9	66%	75%	92%	53%	43%	9	21	25%	45%	32%	9	28
Ryan	Harrison	100	32	8	7	15	223	109	59%	71%	92%	49%	65%	171	264	24%	46%	37%	55	149
Jack	Sock	102	23	4	5	9	160	120	55%	75%	88%	51%	64%	103	162	25%	48%	47%	53	112
Denis	Kudla	114	16	0	5	5	58	47	59%	70%	92%	51%	63%	78	123	23%	51%	38%	40	104
Rajeev	Ram	127	15	2	1	3	110	39	61%	70%	93%	46%	61%	80	131	26%	46%	37%	38	102
Rhyné	Williams	130	16	4	3	7	143	59	56%	72%	91%	49%	58%	73	126	22%	51%	33%	29	89
Wayne	Odesnik	138	5	0	1	1	14	8	66%	61%	94%	53%	60%	33	55	32%	50%	46%	18	39
Alex	Kuznetsov	142	6	0	3	3	38	10	58%	76%	94%	47%	42%	11	26	26%	46%	21%	9	42
James	Blake	153	23	3	8	11	138	63	53%	75%	93%	48%	63%	102	162	26%	53%	41%	62	152
Steve	Johnson	156	14	5	7	12	131	59	56%	73%	92%	50%	68%	80	117	24%	39%	38%	24	63
Bobby	Reynolds	179	6	1	2	3	50	25	60%	68%	88%	49%	63%	35	56	20%	45%	36%	12	33
Robby	Ginepri	214	4	0	0	0	7	11	61%	63%	90%	49%	54%	13	24	30%	42%	41%	9	22
Brian	Baker	360	9	3	2	5	57	29	62%	67%	91%	51%	58%	44	76	29%	50%	39%	26	67
Mardy	Fish	380	9	1	3	4	52	28	49%	75%	92%	47%	51%	30	59	28%	54%	44%	27	61
Christian	Harrison	433	2	0	2	2	11	4	58%	74%	96%	68%	91%	10	11	24%	52%	56%	5	9
Kevin	King	505	1	0	0	0	7	4	65%	63%	87%	50%	70%	7	10	25%	25%	25%	1	4
Ryan	Sweeting	664	1	0	0	0	4	4	61%	64%	85%	57%	50%	2	4	14%	38%	0%	0	1
Mackenzie	McDonald	673	1	0	0	0	1	5	65%	58%	79%	16%	62%	8	13	7%	50%	0%	0	3
Stefan	Kozlov	1083	1	1	0	1	4	3	43%	74%	95%	43%	63%	10	16	31%	47%	44%	4	9
Collin	Altamirano	s/r	1	0	0	0	3	3	58%	63%	91%	26%	42%	5	12	14%	38%	0%	0	0
Total			347	96	94	190	3117	1061						1520	2446				769	2091
URUGUAY 																				
Pablo	Cuevas	219	6	2	1	3	36	24	58%	69%	92%	46%	63%	43	68	28%	43%	37%	13	35
Total			6	2	1	3	36	24						43	68				13	35
UZBEKISTAN 																				
Denis	Istomin	45	59	11	13	24	373	117	63%	72%	94%	52%	66%	261	393	27%	47%	39%	135	350
Total			59	11	13	24	373	117						261	393				135	350