



**THE BIG 3:
ROGER FEDERER - RAFAEL NADAL - NOVAK DJOKOVIC**

**GENERAL STATISTICS AND PERFORMANCE IN THE
LAST DECADE**

2010 - 2020

**THE BIG 3: ROGER FEDERER – RAFAEL NADAL – NOVAK DJOKOVIC
2010 - 2020**

TABLE OF CONTENTS

General Statistics and Performance in the last decade	4
Table 1. Sheet of the Big 3	6
Table 2. Won titles by surface	6
Table 3. Finalists titles by surface	6
Table 4. Historical rankings at the end of each year of Big 3	7
Table 5. Grand Slams winners – 2004/2020	8
Table 6. Total matches played by surface	9
Table 7. Ratio of won matches over the total played matches by surfaces	10
Table 8. Played matches between the Big 3	11
Table 9. Played matches between the Big 3 in %	11

GENERAL PERFORMANCE RANKING (GPI Ranking), 2010 - 2020

Table 10. General Performance Ranking	13
Table 11. Ratio of won matches (W) over total played matches (T)	13
Table 12. Tiebreaks Performance	13
Table 13. Performance of the 1st serve (%)	13
Table 14. Performance of the 2nd serve (%)	14
Table 15. Performance of the 1st serve won (%PW)	14
Table 16. Performance of the 2nd serve won (%PW)	14
Table 17. Performance of the break points saved (%BPS)	14
Table 18. Performance of the break points won (%BPW)	14
Table 19. Performance of the 1st return won (%RW)	15
Table 20. Performance of the 2nd return won (%RW)	15

GENERAL STATISTICS BY SURFACE OF THE BIG 3, 2010 - 2020

Table 21. Ratio of won matches (W) over total played marches (T)	17
Table 22. Tiebreaks	17
Table 23. Aces	17
Table 24. Double faults	17
Table 25. 1 st serve in (average)	18
Table 26. 2 nd serve in (average)	18
Table 27. 1 st serve won (average)	18
Table 28. 2 nd serve won (average)	18
Table 29. Break points saved (%)	19
Table 30. Break points won (%)	19
Table 31. 1 st return won (average)	19
Table 32. 2 nd return won (average)	19
Table 33. Match time (average hours per match)	19

FIGURES

Figure 1 – Total matches played on hard surface	9
Figure 2 - Total matches played on clay	9
Figure 3 – Total matches played on grass	10
Figure 4 - Total matches played on all surfaces	10
Figure 5 – Ratio of won matches over the total played matches by surfaces	10

ANNEXES

Annex I

Champion titles won by Roger Federer	21
Champion titles won by Rafael Nadal	24
Champion titles won by Novak Djokovic	27

Annex II

Finalist titles won by Roger Federer	30
Finalist titles won by Rafael Nadal	32
Finalist titles won by Novak Djokovic	33

BIG 3 REPORT:**ROGER FEDERER – RAFAEL NADAL – NOVAK DJOKOVIC****GENERAL STATISTICS AND PERFORMANCE IN THE LAST DECADE****MARCH 2020**

The purpose of this report is to show the *last decade* statistics of the three greatest tennis players of all time, **Roger Federer**, **Rafael Nadal** and **Novak Djokovic**, known as the “**Big 3**”.

It is necessary to clarify the period covered by this analysis, which encompass from May 2010 to February 2020. The original idea was to launch this report after **Roland Garros**, but for reasons of public knowledge we have decided to deliver it before that date. In any case, the period is practically a complete decade. *The comments in this report do not try to give an opinion about which tennis player is the best of all time. In order to issue a report that tries to determine the best tennis player of all time, it would be necessary to incorporate into the statistics of this report, the period from the 2001 season to April 2010, where Roger Federer won 16 of his 20 Grand Slams and 62 of his 103 titles and represents Roger Federer's golden age. On the other hand, Rafael Nadal, between 2004*

and **Roland Garros** in 2010, won 9 of his 19 **Grand Slams** and obtained 40 of his 85 titles. From the general analysis of the last decade, from May 2010 to February 2020, it would mark the **Djokovic** era, in the sense of his predominance over **Federer** and **Nadal**, since in this period he won 16 of his 17 **Grand Slams** and 63 of his 79 titles. **Djokovic** won to **Nadal** 21/33 matches and 21/35 to **Federer** in the last decade. **Djokovic** has a ratio of 64% of won matches/total matches over **Nadal** and 60% over **Federer**.

When the **Big 3** has retired from professional tennis, it will be time to gather all the statistics and make a complete comparative analysis to determine "statistically" who of the three players has had the best statistics. But also, other aspects such as charisma, public acceptance, the number of champion and finalist titles, historical records, etc. should be considered. Table 1 shows some interesting data about the **Big 3** such as their age,

¹ Report elaboration based on data from official Websites:

www.AusOpen.com
www.RolandGarros.com
www.Wimbledon.com
www.USopen.org
www.ATPtour.com
www.DavisCup.com
www.Olympic.org
www.LaverCup.com

² National Tennis Coach (Argentine Tennis Association), Bachelor of Business Administration, Certified Public Accountant, Post grades of Finance Management and Capital Markets, Master of Business Administration (IAE Business School, Austral University, Buenos Aires, Argentina).

weight, prize money, etc. The reader will be able to intuit that famous tennis players like the **Big 3** obtain additional incomes from the sponsors for the use of clothing, rackets, sneakers, watches, etc. That incomes, surely, exceeds the money they have received in prizes in tournaments. Presumably, the prizes money that figure out in Table 1 would have to be multiplied by "x" to estimate the amount of money they must have bagged. What is the value of "x"? I do not know, but I estimate that it could be a number between 3 and 4. It is a confidential data.

Of the hundreds of tennis matches I have seen, especially the **Big 3**, I could venture my observations on some aspects of their game. For example, **Roger Federer** has been characterized by his refined, elegant and perfect technique of movements. In recent years, he has been reducing the played points and increasing his path to the net. An aspect to highlight regard **Federer** is his "*anticipation*" that he has regarding the rival's movements. His brain is like a computer that registers all the rivals and their game patterns and their variants. He is a very intelligent player with an outstanding regularity.

The other prodigy is **Rafael Nadal**, this player has an exceptional physique and is a perfect machine when it comes to playing matches on clay. He is the greatest player of all time on clay, no one like him. His technique is not as refined as that of **Federer**, but he has one of the most powerful weapons on the circuit, without mention that he is the best when it comes to "*mentality*". **Rafael Nadal**, in my opinion, has the best "*mentality*" of the game of this era. When **Nadal** faces a problem in a match has the ability to solve it and getting out successfully.

Finally, we have current World No. 1 **Novak "Nole" Djokovic**, the third tennis wonder of all time. This exceptional player is also a prodigy. He is a very complete and intelligent player; he has a fast and precise game. Like **Nadal**, he also has an enviable mentality with characteristics similar to **Rafa**, he solves problems effectively on the go of a match when it is adverse. He has an exceptional physique with a flexibility worthy of the elastic man. Watching how **Djokovic** plays is wonderful for his intelligence and tenacity.

As you can see, the **Big 3's** players have an exceptional mentality or intelligence for the game of tennis. I consider it a decisive aspect; the mind dominates the muscle. There are countless players who serve better than the **Big 3**, who are taller and stronger, who hit the ball harder, etc. But the differential of why these three players have remained at the top of the **Top 10** or **Top 5**, is precisely because of their "*mentality*", it is living proof that the mind dominates the physical part and not the other way round, nor is it 50/50. Perhaps, more than a question of IQ, in the case of **Big 3**, it is a question of the "*way of thinking*", a better understanding than the rest of the players of the "*chain of events*" during a game, match or tournament. They must have something different because they have been on top for more than a decade. The **Big 3** is wonderful.

I do not want to give the impression of being a flatterer of these three guys, in reality they do not pay me a penny to write these lines, but I must admit that they are fantastic and unrepeatable. I am very happy to have lived the **Federer-Nadal-Djokovic** era, they are already a living legend and as our cartoonist friend **Ropam de Nemours** comments, they are already immortal in the "*Galactic Tennis Confederation*".

TABLE 1
SHEET OF THE BIG 3

	FEDERER	NADAL	DJOKOVIC
Age	38	33	32
Turned Pro	1998	2001	2003
Weight	85Kg	85Kg	77Kg
Height	185 cm	185 cm	188 cm
Prize money to March 2020	\$129.946.683	\$120.955.904	\$143.631.560
Racquet	Wilson	Babolat	Head
Racquet Model	Pro Staff RF97	Pure Aero 2019	Graphene 360 Speed Pro

Source: ATP

TABLE 2
WON TITLES BY SURFACE³

	ATP 250				ATP 500				ATP Masters 1000				GRAND SLAMS				MAS-TER	OLYM-PIC	TOTAL				
	H ⁴	C	G	T	H	C	G	T	H	C	G	T	H	C	G	T	H	H	H	C	G	T	
Djokovic	4	4	1	9	14			14	25	9		34	11	1	5	17	5			59	14	6	79
Nadal	1	7	1	9	5	14	1	20	9	27		36	5	12	2	19		1		21	60	4	85
Federer	10	4	1	15	24	1	10	35	22	5		27	11	1	8	20	6			73	11	19	103

In this table 2, we can clearly see the number of titles won by surface of the **Big 3**. For more detail on the chronology and tournaments, see Annex I (page 21).

We consider that it is also interesting to see the number of **Big 3** Finalist titles. See Table 3 and for more detail see Annex II (page 30).

TABLE 3
FINALISTS TITLES BY SURFACE

	ATP 250				ATP 500				ATP Masters 1000				GRAND SLAMS				MA-TERS	OLYM-PIC	TOTAL				
	H	C	G	T	H	C	G	T	H	C	G	T	H	C	G	T	H	H	H	C	G	T	
Djokovic	1	1		2	2		3	5	9	7		16	5	3	1	9	2			19	11	4	34
Nadal	4	1		5	6			6	10	7		17	4		3	7	2			26	8	3	37
Federer	4	1		5	8	1	3	12	12	9		21	3	4	4	11	4	1		32	15	7	54

³ The data in tables 2 and 3 correspond to the period from 2001 to February 2020.

⁴ H: hard, C: clay, G: grass, T: total.

When you look at the number of titles that the **Big 3** has won, the three have won 267 champion titles and 125 finalists titles. Among the titles of champion and finalist, there have 392 finals distributed as follows:

- **Roger Federer:** 103 championships + 54 runners-up = 157 finals.
- **Rafael Nadal:** 85 championships + 37 runners-up = 122 finals.
- **Novak Djokovic:** 79 championships + 34 runners-up = 113 finals.

Continuing with our analysis, we present table 4 that shows the evolution of the ATP Ranking of **Federer, Nadal** and **Djokovic**. All the three finished the season five times as No. 1 in the ATP Rankings.

TABLE 4

HISTORICAL RANKING AT THE END OF EACH YEAR OF BIG 3⁵

Year	Federer		Nadal		Djokovic	
	Ranking	Age	Ranking	Age	Ranking	Age
1.997	704	16	-	11	-	10
1.998	301	17	-	12	-	11
1.999	64	18	-	13	-	12
2.000	29	19	-	14	-	13
2.001	13	20	811	15	-	14
2.002	6	21	200	16	-	15
2.003	2	22	49	17	679	16
2.004	1	23	51	18	186	17
2.005	1	24	2	19	78	18
2.006	1	25	2	20	16	19
2.007	1	26	2	21	3	20
2.008	2	27	1	22	3	21
2.009	1	28	2	23	3	22
2.010	2	29	1	24	3	23
2.011	3	30	2	25	1	24
2.012	2	31	4	26	1	25
2.013	6	32	1	27	2	26
2.014	2	33	3	28	1	27
2.015	3	34	5	29	1	28
2.016	16	35	9	30	2	29
2.017	2	36	1	31	12	30
2.018	3	37	2	32	1	31
2.019	3	38	1	33	2	32
2.020 ⁶	4	38	2	33	1	32

⁵ **Andy Murray** finished as No. 1 in the ATP Rankings in the 2016 season. He has been the only one in the last 16 years to break the **Big 3** hegemony.

⁶ To March 2020.

As we can see, in Table 4 above, the dominance of **Big 3** in the ATP Ranking is overwhelming. Only the British **Andy Murray** dared to capture the 2016 season as No. 1 in the world. Those players who in the last 16 years have aspired to be No. 1 in the ATP Ranking have seen their dreams frustrated and have had to live under the shadow of these three super gifted tennis players of all time. An example of these players who had

the potential to aspire to No. 1 in the ATP Rankings were **Juan Martin Del Potro** (ARG), **Marin Cilic** (CRO), **David Nalbandian** (ARG), **Tomas Berdych** (CZE), **Nikolay Davydenko** (RUS) and **David Ferrer** (ESP), among others. **David Ferrer**, for a time was the best player in the world after the **Big 3** and **Andy Murray**.

TABLE 5
GRAND SLAMS WINNERS⁷ – 2004/2020⁸

Season	AUSTRALIAN OPEN	ROLAND GARROS	WIMBLEDON	US OPEN
2004	Roger Federer ⁹	Gaston Gaudio	Roger Federer	Roger Federer
2005	Marat Safin	Rafael Nadal	Roger Federer	Roger Federer
2006	Roger Federer	Rafael Nadal	Roger Federer	Roger Federer
2007	Roger Federer	Rafael Nadal	Roger Federer	Roger Federer
2008	Novak Djokovic	Rafael Nadal	Rafael Nadal	Roger Federer
2009	Rafael Nadal	Roger Federer	Roger Federer	Juan M. Del Potro
2010	Roger Federer	Rafael Nadal	Rafael Nadal	Rafael Nadal
2011	Novak Djokovic	Rafael Nadal	Novak Djokovic	Novak Djokovic
2012	Novak Djokovic	Rafael Nadal	Roger Federer	Andy Murray
2013	Novak Djokovic	Rafael Nadal	Andy Murray	Rafael Nadal
2014	Stan Wawrinka	Rafael Nadal	Novak Djokovic	Marin Cilic
2015	Novak Djokovic	Stan Wawrinka	Novak Djokovic	Novak Djokovic
2016	Novak Djokovic	Novak Djokovic	Andy Murray	Stan Wawrinka
2017	Roger Federer	Rafael Nadal	Roger Federer	Rafael Nadal
2018	Roger Federer	Rafael Nadal	Novak Djokovic	Novak Djokovic
2019	Novak Djokovic	Rafael Nadal	Novak Djokovic	Rafael Nadal
2020	Novak Djokovic	?	?	?

⁷ Only 6 players achieved to win 10 of the 65 Grand Slams in the last 17 years: **Gaston Gaudio**, ARG (RG 2004), **Marat Safin**, RUS (AO 2005), **Juan Martin Del Potro**, ARG (US Open 2009), **Andy Murray**, GBR (US Open 2012, Wimbledon 2013 and 2016), **Stan Wawrinka**, SUI (AO 2014, RG 2015 and US Open 2016) and **Marin Cilic**, CRO (US Open 2014).

⁸ The **Big 3** won the 85% of the Grand Slams between 2004 and 2020.

⁹ In the table does not appear **Wimbledon 2003** won by **Roger Federer**.

TABLE 6
TOTAL MATCHES PLAYED BY SURFACE¹⁰

	Hard			Clay			Grass			TOTAL		
	W ¹¹	L	Total	W	L	Total	W	L	Total	W	L	Total
Djokovic	420	57	477	136	26	162	70	9	79	626	92	718
Nadal	278	69	347	240	23	263	40	13	53	558	105	663
Federer	370	63	433	77	24	101	99	15	114	546	102	648

We see in table 6 that **Novak Djokovic** has played more matches in the last decade than **Rafael Nadal** (+53) and **Roger Federer** (+58), confirming that **Djokovic** has achieved better statistics, in general terms, than the two other members of the **Big 3**.

Roger Federer and **Rafael Nadal** have played a similar number of matches, **Nadal** played only five more matches than **Federer** in the last decade (see the total column of table 6).

FIGURE 1

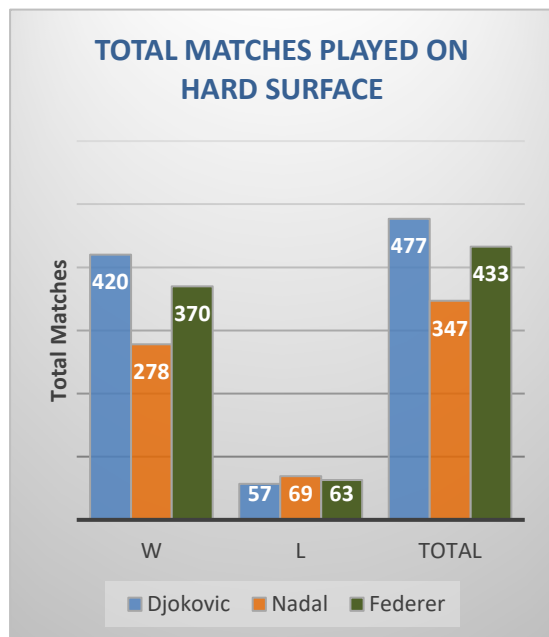
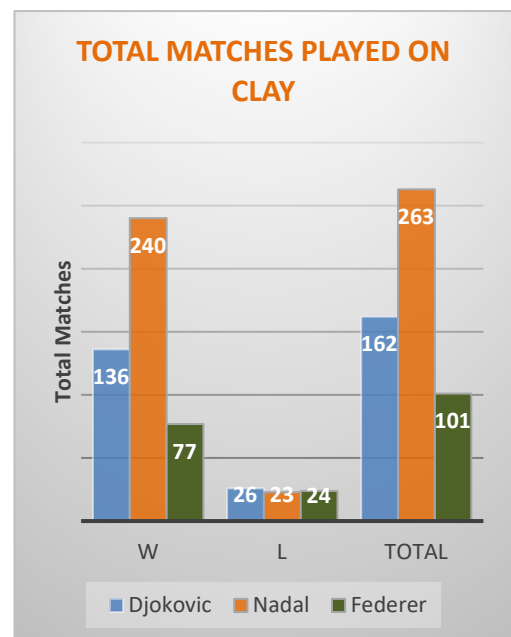


FIGURE 2



Another more intuitive way to analyze the information in Table 6 is by looking at tables 1, 2, 3, and 4 that present the same data.

¹⁰ H: hard, C: clay, G: grass. Period May 2010 - March 2020.

¹¹ W: won matches, L: lost matches.

FIGURE 3

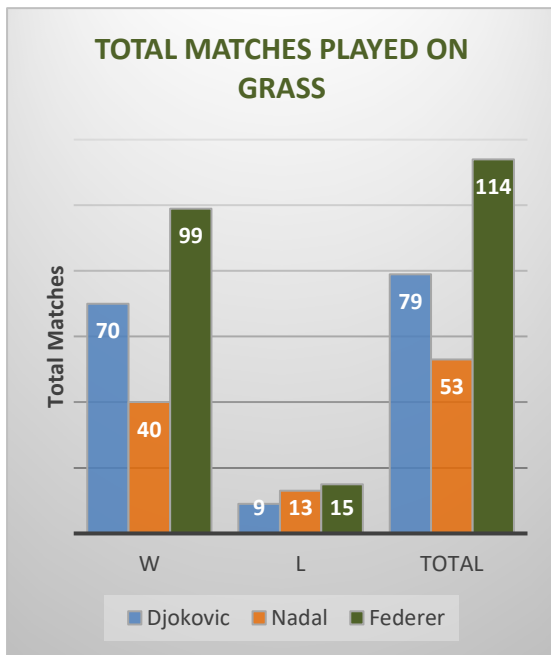


FIGURE 4

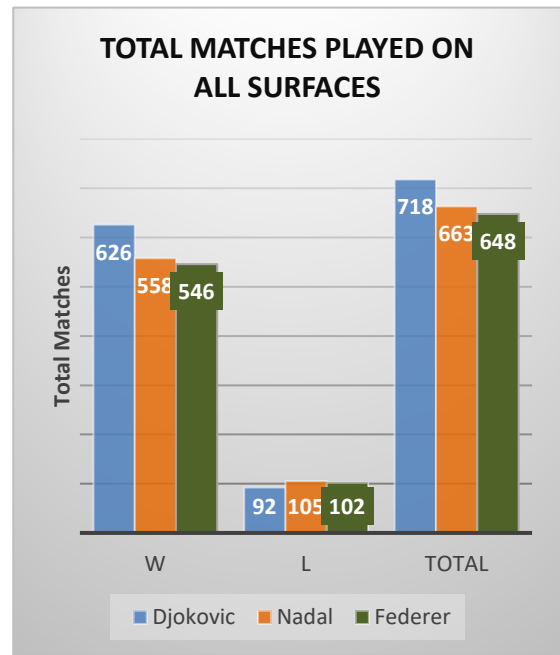
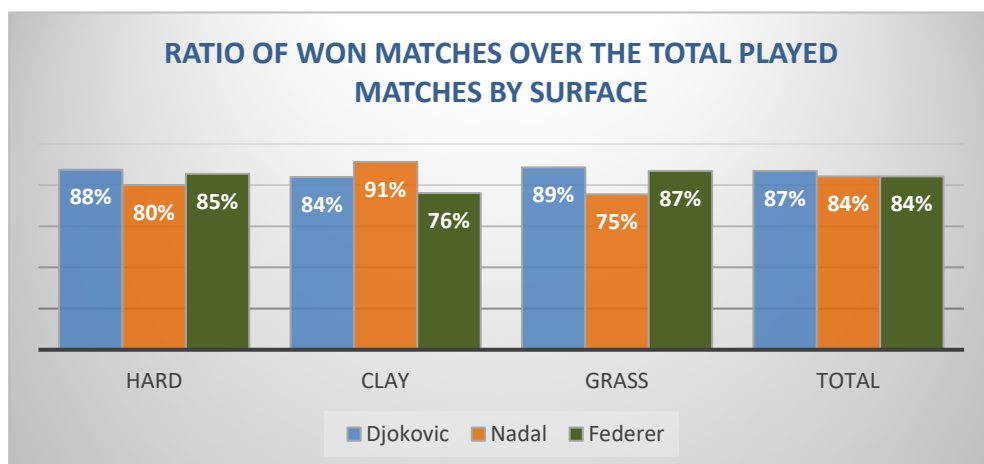


TABLE 7

RATIO OF WON MATCHES OVER THE TOTAL PLAYED MATCHES BY SURFACE

	Hard	Clay	Grass	Total
Djokovic	88%	84%	89%	87%
Nadal	80%	91%	75%	84%
Federer	85%	76%	87%	84%

FIGURE 5



Observe in figure 5, on the clay surface, where **Rafael Nadal** has won 91% of the matches he played on clay in the last decade. That percentage is from another planet. Imagine for 10 years you have won 91% of the matches you have played on clay. We must also highlight 89% of **Djokovic** and 87% of **Federer** of matches won on grass. These are extraordinary percentages when you consider that they encompass a decade.

Definitely, to summarize, the **Big 3** has an 85% average rate of matches won over total matches played between 2004 and 2020. This gives us the guideline of why these three tennis prodigies have remained at the top of the **Top 10**, with a few exceptions, according to the information in Table 4 (page 7).

TABLE 8

PLAYED MATCHES BETWEEN THE BIG 3

	Djokovic		Nadal		Federer	
	Won	Lost	Won	Lost	Won	Lost
Djokovic			21	12	21	14
Nadal					10	9
Federer						

TABLE 9

PLAYED MATCHES BETWEEN THE BIG 3 IN %

	Djokovic		Nadal		Federer	
	Won	Lost	Won	Lost	Won	Lost
Djokovic			64%	36%	60%	40%
Nadal					53%	47%
Federer						

Tables 8 and 9 present the same information. As you can see **Novak Djokovic** has a percentage in favor of matches won over matches played with respect to **Nadal** and **Federer**. On the other hand, **Rafael Nadal** has a ratio of matches won over total matches played of 53% over **Roger Federer**.

GENERAL PERFORMANCE RANKING (GPI Ranking[©]) 2010 - 2020

In this section we will present the tables with the **General Performance Rankings® (GPI)** of the different aspects that we usually present in other reports, but here it is only about

the **Big 3** and for a decade. The calculations have been made for the period from May 2010 to February 2020.

TABLE 10
GENERAL PERFORMANCE RANKING® → GPI Ranking®

GPI Rkn ↓	Name	Surname	Country	Played Matches	ATP Rkn
1	Novak	Djokovic	Serbia	718	1
2	Rafael	Nadal	Spain	663	2
3	Roger	Federer	Switzerland	648	4

TABLE 11
RATIO OF WON MATCHES (W) OVER TOTAL PLAYED MATCHES (T) → W/T x 100

GPI Rkn	Name	Surname	Country	Rkn ATP	PLAYED MATCHES ¹²			
					W	L	T	W/T ↓
1	Novak	Djokovic	Serbia	1	626	92	718	87,2%
3	Roger	Federer	Switzerland	4	546	102	648	84,3%
2	Rafael	Nadal	Spain	2	558	105	663	84,2%

TABLE 12
TIEBREAKS PERFORMANCE (TP)

TP ↓	Name	Surname	Country	Played Matches	ATP Rkn	Won	Total	% W/T
1	Novak	Djokovic	Serbia	718	1	117	170	68,8%
2	Roger	Federer	Switzerland	648	4	130	200	65,0%
3	Rafael	Nadal	Spain	663	2	87	156	55,8%

TABLE 13
PERFORMANCE OF THE 1st SERVE IN (%)

(%) Rkn	Name	Surname	Country	Played Matches	ATP Rkn	% ↓
1	Rafael	Nadal	Spain	663	2	67,5%
2	Novak	Djokovic	Serbia	718	1	65,8%
3	Roger	Federer	Switzerland	648	4	63,1%

¹² W: won matches, L: lost matches, T: total played matches.

TABLE 14
PERFORMANCE OF THE 2nd SERVE IN (%)

(%) Rkn	Name	Surname	Country	Played Matches	ATP Rkn	% ↓
1	Roger	Federer	Switzerland	648	4	94,8%
2	Rafael	Nadal	Spain	663	2	93,7%
3	Novak	Djokovic	Serbia	718	1	93,2%

TABLE 15
PERFORMANCE OF THE 1st SERVE WON (%PW)

PW Rkn	Name	Surname	Country	Played Matches	ATP Rkn	%PW ↓
1	Roger	Federer	Switzerland	648	4	78,7%
2	Novak	Djokovic	Serbia	718	1	74,4%
3	Rafael	Nadal	Spain	663	2	73,0%

TABLE 16
PERFORMANCE OF THE 2nd SERVE WON (%PW)

PW Rkn	Name	Surname	Country	Played Matches	ATP Rkn	%PW ↓
1	Roger	Federer	Switzerland	648	4	58,0%
2	Rafael	Nadal	Spain	663	2	57,8%
3	Novak	Djokovic	Serbia	718	1	57,2%

TABLE 17
PERFORMANCE OF THE BREAK POINTS SAVED (%BPS)

BPS Rkn	Name	Surname	Country	Played Matches	ATP Rkn	%PW ↓
1	Roger	Federer	Switzerland	648	4	68,0%
2	Rafael	Nadal	Spain	663	2	66,9%
3	Novak	Djokovic	Serbia	718	1	66,0%

TABLE 18
PERFORMANCE OF THE BREAK POINTS WON (%BPW)

BPW Rkn	Name	Surname	Country	Played Matches	ATP Rkn	%BPW ↓
1	Rafael	Nadal	Spain	663	2	45,0%
2	Novak	Djokovic	Serbia	718	1	44,8%
3	Roger	Federer	Switzerland	648	4	40,8%

TABLE 19
PERFORMANCE OF THE 1st RETURN WON (%RW)

RW Rkn	Name	Surname	Country	Played Matches	ATP Rkn	% RW ↓
1	Rafael	Nadal	Spain	663	2	34,4%
2	Novak	Djokovic	Serbia	718	1	34,2%
3	Roger	Federer	Switzerland	648	4	32,2%

TABLE 20
PERFORMANCE OF THE 2nd RETURN WON (%RW)

RW Rkn	Name	Surname	Country	Played Matches	ATP Rkn	%RW ↓
1	Novak	Djokovic	Serbia	718	1	56,1%
2	Rafael	Nadal	Spain	663	2	55,2%
3	Roger	Federer	Switzerland	648	4	50,5%

GENERAL STATISTICS BY SURFACE OF THE BIG 3 2010 - 2020

TABLE 21
RATIO OF WON MATCHES (W) OVER TOTAL PLAYED MATCHES (T)

Pos.	Name	Surname	ATP Ranking	Country	Total Math. ↓	WON MATCHES				LOST MATCHES				W/T
						H ¹³	C	G	T	H	C	G	T	
1	Novak	Djokovic	1	Serbia	718	420	136	70	626	57	26	9	92	87,2%
2	Rafael	Nadal	2	Spain	663	278	240	40	558	69	23	13	105	84,2%
3	Roger	Federer	4	Switzerland	648	370	77	99	546	63	24	15	102	84,3%

TABLE 22
TIEBREAKS

Pos.	Name	Surname	ATP Ranking	Country	Played Matches	WON			LOST			TOTAL ↓	W/Total %
						H	C	G	H	C	G		
1	Roger	Federer	4	Switzerland	648	76	14	40	43	11	16	200	65%
2	Novak	Djokovic	1	Serbia	718	74	21	22	31	10	12	170	69%
3	Rafael	Nadal	2	Spain	663	55	25	7	44	15	10	156	56%

TABLE 23
ACES

Pos.	Name	Surname	ATP Ranking	Country	Played Matches	ACES				Aces x Match
						Hard	Clay	Grass	Total ↓	
1	Roger	Federer	4	Switzerland	648	3443	667	1.203	5.313	8
2	Novak	Djokovic	1	Serbia	718	2538	644	698	3.880	5
3	Rafael	Nadal	2	Spain	663	1310	542	385	2.237	3

TABLE 24
DOUBLE FAULTS

Pos.	Name	Surname	Ranking ATP	Country	Played Matches	DOUBLE FAULTS				DF x Match
						Hard	Clay	Grass	Total ↓	
1	Novak	Djokovic	1	Serbia	718	977	282	199	1.458	2
2	Rafael	Nadal	2	Spain	663	648	365	109	1.122	2
3	Roger	Federer	4	Switzerland	648	764	124	151	1.039	2

¹³ H: hard, C: clay, G: grass, T: total.

TABLE 25
1st SERVE IN (Average)

Pos.	Name	Surname	ATP Ranking	Country	Played Matches	Hard	Clay	Grass	Total ↓
1	Rafael	Nadal	2	Spain	663	66%	69%	68%	67,45%
2	Novak	Djokovic	1	Serbia	718	65%	66%	68%	65,81%
3	Roger	Federer	4	Switzerland	648	62%	64%	66%	63,14%

TABLE 26
2nd SERVE IN (Average)

Pos.	Name	Surname	ATP Ranking	Country	Played Matches	Hard	Clay	Grass	Total ↓
1	Roger	Federer	4	Switzerland	648	94%	96%	96%	94,80%
2	Rafael	Nadal	2	Spain	663	93%	94%	94%	93,72%
3	Novak	Djokovic	1	Serbia	718	93%	94%	92%	93,25%

TABLE 27
1st SERVE WON (Average)

Pos.	Name	Surname	ATP Ranking	Country	Played Matches	Hard	Clay	Grass	Total ↓
1	Roger	Federer	4	Switzerland	648	79%	76%	80%	78,72%
2	Novak	Djokovic	1	Serbia	718	75%	72%	77%	74,42%
3	Rafael	Nadal	2	Spain	663	74%	71%	75%	72,96%

TABLE 28
2nd SERVE WON (Average)

Pos.	Name	Surname	ATP Ranking	Country	Played Matches	Hard	Clay	Grass	Total ↓
1	Roger	Federer	4	Switzerland	648	58%	58%	60%	58,01%
2	Rafael	Nadal	2	Spain	663	57%	58%	60%	57,76%
3	Novak	Djokovic	1	Serbia	718	58%	56%	57%	57,15%

TABLE 29
BREAK POINTS SAVED (%)

Pos.	Name	Surname	ATP Ranking	Country	Played Matches	Hard	Clay	Grass	Total ↓
1	Roger	Federer	4	Switzerland	648	67%	67%	72%	68,00%
2	Rafael	Nadal	2	Spain	663	66%	67%	69%	66,87%
3	Novak	Djokovic	1	Serbia	718	66%	63%	71%	65,97%

TABLE 30
BREAK POINTS WON (%)

Pos.	Name	Surname	ATP Ranking	Country	Played Matches	Hard	Clay	Grass	Total ↓
1	Rafael	Nadal	2	Spain	663	43%	48%	43%	44,95%
2	Novak	Djokovic	1	Serbia	718	46%	46%	40%	44,81%
3	Roger	Federer	4	Switzerland	648	42%	40%	39%	40,82%

TABLE 31
1st RETURN WON % (Average)

Pos.	Name	Surname	ATP Ranking	Country	Played Matches	Hard	Clay	Grass	Total ↓
1	Rafael	Nadal	2	Spain	663	32%	40%	28%	34,43%
2	Novak	Djokovic	1	Serbia	718	34%	36%	32%	34,21%
3	Roger	Federer	4	Switzerland	648	33%	33%	31%	32,18%

TABLE 32
2nd RETURN WON % (Average)

Pos.	Name	Surname	ATP Ranking	Country	Played Matches	Hard	Clay	Grass	Total ↓
1	Novak	Djokovic	1	Serbia	718	57%	55%	54%	56,12%
2	Rafael	Nadal	2	Spain	663	54%	57%	54%	55,19%
3	Roger	Federer	4	Switzerland	648	51%	50%	50%	50,51%

TABLE 33
MATCH TIME (Average hours per match)

Pos.	Name	Surname	ATP Ranking	Country	Played Matches	Hard	Clay	Grass	hh: mm ↓
1	Rafael	Nadal	2	Spain	663	2,0	1,9	2,4	2h 00m
2	Novak	Djokovic	1	Serbia	718	1,8	2,0	2,2	01h 54m
3	Roger	Federer	4	Switzerland	648	1,7	1,8	1,9	01h 42m

THE BIG 3: ROGER FEDERER – RAFAEL NADAL - NOVAK DJOKOVIC – Decade: 2010 - 2020

©Tennis Top 10® – All rights reserved

www.TennisTop10.com

ANNEXES

ANNEX I

CHAMPION TITLES WON BY ROGER FEDERER

Title Nro.	Tournament	Category	Year	Surface ¹⁴	Environment
1	Milan	ATP 250	2001	H	Indoor
2	Sydney International	ATP 250	2002	H	Outdoor
3	Hamburg	ATP Masters 1000	2002	C	Outdoor
4	Vienna	ATP 500	2002	H	Indoor
5	Marseille	ATP 250	2003	H	Indoor
6	Dubai	ATP 500	2003	H	Outdoor
7	Munich	ATP 250	2003	C	Outdoor
8	Halle	ATP 500	2003	G	Outdoor
9	Wimbledon	Grand Slam	2003	G	Outdoor
10	Vienna	ATP 500	2003	H	Indoor
11	Tennis Masters Cup	Tennis Masters Cup	2003	H	Outdoor
12	Australian Open	Grand Slam	2004	H	Outdoor
13	Dubai	ATP 500	2004	H	Outdoor
14	BNP Paribas Open - Indian Wells	ATP Masters 1000	2004	H	Outdoor
15	Hamburg	ATP Masters 1000	2004	C	Outdoor
16	Halle	ATP 500	2004	G	Outdoor
17	Wimbledon	Grand Slam	2004	G	Outdoor
18	Gstaad	ATP 250	2004	C	Outdoor
19	ATP Masters 1000 - Canada	ATP Masters 1000	2004	H	Outdoor
20	US Open	Grand Slam	2004	H	Outdoor
21	Bangkok	ATP 250	2004	H	Indoor
22	Tennis Masters Cup	Tennis Masters Cup	2004	H	Outdoor
23	Qatar ExxonMobil Open	ATP 250	2005	H	Outdoor
24	ABN AMRO World Tennis Tournament	ATP 500	2005	H	Indoor
25	Dubai Duty Free Tennis Championships	ATP 500	2005	H	Outdoor
26	BNP Paribas Open - Indian Wells	ATP Masters 1000	2005	H	Outdoor
27	BNP Paribas Open - Miami	ATP Masters 1000	2005	H	Outdoor
28	Hamburg	ATP Masters 1000	2005	C	Outdoor
29	Halle	ATP 500	2005	G	Outdoor
30	Wimbledon	Grand Slam	2005	G	Outdoor
31	Western & Southern Open	ATP Masters 1000	2005	H	Outdoor
32	US Open	Grand Slam	2005	H	Outdoor
33	Bangkok	ATP 250	2005	H	Indoor
34	Qatar ExxonMobil Open	ATP 250	2006	H	Outdoor
35	Aushardtralian Open	Grand Slam	2006	H	Outdoor

¹⁴ H: hard C: clay, G: grass.

Title No.	Tournament	Category	Year	Surface ¹⁴	Environment
36	BNP Paribas Open - Indian Wells	ATP Masters 1000	2006	H	Outdoor
37	BNP Paribas Open - Miami	ATP Masters 1000	2006	H	Outdoor
38	Halle	ATP 500	2006	G	Outdoor
39	Wimbledon	Grand Slam	2006	G	Outdoor
40	Western & Southern Open	ATP Masters 1000	2006	H	Outdoor
41	US Open	Grand Slam	2006	H	Outdoor
42	Tokyo	ATP 500	2006	H	Outdoor
43	Mutua Madrid Open	ATP Masters 1000	2006	H	Indoor
44	Swiss Indoors Basel	ATP 500	2006	H	Indoor
45	Tennis Masters Cup	Tennis Masters Cup	2006	H	Indoor
46	Australian Open	Grand Slam	2007	H	Outdoor
47	Dubai Duty Free Tennis Championships	ATP 500	2007	H	Outdoor
48	Hamburg	ATP 500	2007	C	Outdoor
49	Wimbledon	Grand Slam	2007	G	Outdoor
50	Western & Southern Open	ATP Masters 1000	2007	H	Outdoor
51	US Open	Grand Slam	2007	H	Outdoor
52	Swiss Indoors Basel	ATP 500	2007	H	Indoor
53	Tennis Masters Cup	Tennis Masters Cup	2007	H	Indoor
54	Estoril	ATP 250	2008	C	Outdoor
55	Halle	ATP 500	2008	G	Outdoor
56	US Open	Grand Slam	2008	H	Outdoor
57	Swiss Indoors Basel	ATP 500	2008	H	Indoor
58	Mutua Madrid Open	ATP Masters 1000	2009	C	Outdoor
59	Roland Garros	Grand Slam	2009	C	Outdoor
60	Wimbledon	Grand Slam	2009	G	Outdoor
61	Western & Southern Open	ATP Masters 1000	2009	H	Outdoor
62	Australian Open	Grand Slam	2010	H	Outdoor
63	Western & Southern Open	ATP Masters 1000	2010	H	Outdoor
64	Stockholm Open	ATP 250	2010	H	Indoor
65	Swiss Indoors Basel	ATP 500	2010	H	Indoor
66	ATP Finals	ATP Finals	2010	H	Indoor
67	Qatar ExxonMobil Open	ATP 250	2011	H	Outdoor
68	Swiss Indoors Basel	ATP 500	2011	H	Indoor
69	Rolex Paris Masters	ATP Masters 1000	2011	H	Indoor
70	ATP Finals	ATP Finals	2011	H	Indoor
71	ABN AMRO World Tennis Tournament	ATP 500	2012	H	Indoor
72	Dubai Duty Free Tennis Championships	ATP 500	2012	H	Outdoor
73	BNP Paribas Open - Indian Wells	ATP Masters 1000	2012	H	Outdoor
74	Mutua Madrid Open	ATP Masters 1000	2012	C	Outdoor
75	Wimbledon	Grand Slam	2012	G	Outdoor

THE BIG 3: ROGER FEDERER – RAFAEL NADAL - NOVAK DJOKOVIC – Decade: 2010 - 2020

©Tennis Top 10® – All rights reserved

www.TennisTop10.com

Title Nro.	Tournament	Category	Year	Surface ¹⁴	Environment
76	Western & Southern Open	ATP Masters 1000	2012	H	Outdoor
77	Halle	ATP 500	2013	G	Outdoor
78	Dubai Duty Free Tennis Championships	ATP 500	2014	H	Outdoor
79	Halle	ATP 500	2014	G	Outdoor
80	Western & Southern Open	ATP Masters 1000	2014	H	Outdoor
81	Rolex Shanghai Masters	ATP Masters 1000	2014	H	Outdoor
82	Swiss Indoors Basel	ATP 500	2014	H	Indoor
83	Brisbane International	ATP 250	2015	H	Outdoor
84	Dubai Duty Free Tennis Championships	ATP 500	2015	H	Outdoor
85	TEB BNP Paribas Istanbul	ATP 250	2015	C	Outdoor
86	Halle	ATP 500	2015	G	Outdoor
87	Western & Southern Open	ATP Masters 1000	2015	H	Outdoor
88	Swiss Indoors Basel	ATP 500	2015	H	Indoor
89	Australian Open	Grand Slam	2017	H	Outdoor
90	BNP Paribas Open - Indian Wells	ATP Masters 1000	2017	H	Outdoor
91	BNP Paribas Open - Miami	ATP Masters 1000	2017	H	Outdoor
92	Halle	ATP 500	2017	G	Outdoor
93	Wimbledon	Grand Slam	2017	G	Outdoor
94	Rolex Shanghai Masters	ATP Masters 1000	2017	H	Outdoor
95	Swiss Indoors Basel	ATP 500	2017	H	Indoor
96	Australian Open	Grand Slam	2018	H	Outdoor
97	ABN AMRO World Tennis Tournament	ATP 500	2018	H	Indoor
98	Mercedes Cup	ATP 250	2018	G	Outdoor
99	Swiss Indoors Basel	ATP 500	2018	H	Indoor
100	Dubai Duty Free Tennis Championships	ATP 500	2019	H	Outdoor
101	BNP Paribas Open - Miami	ATP Masters 1000	2019	H	Outdoor
102	Halle	ATP 500	2019	G	Outdoor
103	Swiss Indoors Basel	ATP 500	2019	H	Indoor

CHAMPION TITLES WON BY RAFAEL NADAL

Title Nro.	Tournament	Category	Year	Surface	Environment
1	Sopot	ATP 250	2004	C	Outdoor
2	Costa do Sauipe	ATP 250	2005	C	Outdoor
3	Acapulco	ATP 500	2005	C	Outdoor
4	Rolex Monte-Carlo Masters	ATP Masters 1000	2005	C	Outdoor
5	Barcelona Open Banc Sabadell	ATP 500	2005	C	Outdoor
6	Internazionali BNL d'Italia	ATP Masters 1000	2005	C	Outdoor
7	Roland Garros	Grand Slam	2005	C	Outdoor
8	Nordea Open	ATP 250	2005	C	Outdoor
9	Mercedes Cup	ATP 250	2005	C	Outdoor
10	ATP Masters 1000 - Canada	ATP Masters 1000	2005	H	Outdoor
11	China Open	ATP 500	2005	H	Outdoor
12	Mutua Madrid Open	ATP Masters 1000	2005	C	Outdoor
13	Dubai Duty Free Tennis Championships	ATP 500	2006	H	Outdoor
14	Rolex Monte-Carlo Masters	ATP Masters 1000	2006	C	Outdoor
15	Barcelona Open Banc Sabadell	ATP 500	2006	C	Outdoor
16	Internazionali BNL d'Italia	ATP Masters 1000	2006	C	Outdoor
17	Roland Garros	Grand Slam	2006	C	Outdoor
18	BNP Paribas Open - Indian Wells	ATP Masters 1000	2007	H	Outdoor
19	Rolex Monte-Carlo Masters	ATP Masters 1000	2007	C	Outdoor
20	Barcelona Open Banc Sabadell	ATP 500	2007	C	Outdoor
21	Internazionali BNL d'Italia	ATP Masters 1000	2007	C	Outdoor
22	Roland Garros	Grand Slam	2007	C	Outdoor
23	Mercedes Cup	ATP 250	2007	C	Outdoor
24	Internazionali BNL d'Italia	ATP Masters 1000	2008	C	Outdoor
25	Barcelona Open Banc Sabadell	ATP 500	2008	C	Outdoor
26	Hamburg European Open	ATP 500	2008	C	Outdoor
27	Roland Garros	Grand Slam	2008	C	Outdoor
28	Fever-Tree Championships	ATP 500	2008	G	Outdoor
29	Wimbledon	Grand Slam	2008	G	Outdoor
30	ATP Masters 1000 - Canada	ATP Masters 1000	2008	H	Outdoor
31	Beijing Olympics	Olympic Games	2008	H	Outdoor
32	Australian Open	Grand Slam	2009	H	Outdoor
33	BNP Paribas Open - Indian Wells	ATP Masters 1000	2009	H	Outdoor
34	Rolex Monte-Carlo Masters	ATP Masters 1000	2009	C	Outdoor
35	Barcelona Open Banc Sabadell	ATP 500	2009	C	Outdoor
36	Internazionali BNL d'Italia	ATP Masters 1000	2009	C	Outdoor
37	Rolex Monte-Carlo Masters	ATP Masters 1000	2010	C	Outdoor
38	Internazionali BNL d'Italia	ATP Masters 1000	2010	C	Outdoor

THE BIG 3: ROGER FEDERER – RAFAEL NADAL - NOVAK DJOKOVIC – Decade: 2010 - 2020

©Tennis Top 10® – All rights reserved

www.TennisTop10.com

Title No.	Tournament	Category	Year	Surface	Environment
39	Mutua Madrid Open	ATP Masters 1000	2010	C	Outdoor
40	Roland Garros	Grand Slam	2010	C	Outdoor
41	Wimbledon	Grand Slam	2010	G	Outdoor
42	US Open	Grand Slam	2010	H	Outdoor
43	Rakuten Japan Open Tennis Championships	ATP 500	2010	H	Outdoor
44	Rolex Monte-Carlo Masters	ATP Masters 1000	2011	C	Outdoor
45	Mutua Madrid Open	ATP Masters 1000	2011	C	Outdoor
46	Roland Garros	Grand Slam	2011	C	Outdoor
47	Rolex Monte-Carlo Masters	ATP Masters 1000	2012	C	Outdoor
48	Mutua Madrid Open	ATP Masters 1000	2012	C	Outdoor
49	Internazionali BNL d'Italia	ATP Masters 1000	2012	C	Outdoor
50	Roland Garros	Grand Slam	2012	C	Outdoor
51	Brasil Open	ATP 250	2013	C	Indoor
52	Abierto Mexicano Telcel	ATP 500	2013	C	Outdoor
53	BNP Paribas Open - Indian Wells	ATP Masters 1000	2013	H	Outdoor
54	Barcelona Open Banc Sabadell	ATP 500	2013	C	Outdoor
55	Mutua Madrid Open	ATP Masters 1000	2013	C	Outdoor
56	Internazionali BNL d'Italia	ATP Masters 1000	2013	C	Outdoor
57	Roland Garros	Grand Slam	2013	C	Outdoor
58	ATP Masters 1000 - Canada	ATP Masters 1000	2013	H	Outdoor
59	Western & Southern Open	ATP Masters 1000	2013	H	Outdoor
60	US Open	Grand Slam	2013	H	Outdoor
61	Qatar ExxonMobil Open	ATP 250	2014	H	Outdoor
62	Rio Open	ATP 500	2014	C	Outdoor
63	Mutua Madrid Open	ATP Masters 1000	2014	C	Outdoor
64	Roland Garros	Grand Slam	2014	C	Outdoor
65	Argentina Open	ATP 250	2015	C	Outdoor
66	Mercedes Cup	ATP 250	2015	G	Outdoor
67	Hamburg European Open	ATP 500	2015	C	Outdoor
68	Rolex Monte-Carlo Masters	ATP Masters 1000	2016	C	Outdoor
69	Barcelona Open Banc Sabadell	ATP 500	2016	C	Outdoor
70	Rolex Monte-Carlo Masters	ATP Masters 1000	2017	C	Outdoor
71	Barcelona Open Banc Sabadell	ATP 500	2017	C	Outdoor
72	Mutua Madrid Open	ATP Masters 1000	2017	C	Outdoor
73	Roland Garros	Grand Slam	2017	C	Outdoor
74	US Open	Grand Slam	2017	H	Outdoor
75	China Open	ATP 500	2017	H	Outdoor
76	Rolex Monte-Carlo Masters	ATP Masters 1000	2018	C	Outdoor
77	Barcelona Open Banc Sabadell	ATP 500	2018	C	Outdoor
78	Internazionali BNL d'Italia	ATP Masters 1000	2018	C	Outdoor

THE BIG 3: ROGER FEDERER – RAFAEL NADAL - NOVAK DJOKOVIC – Decade: 2010 - 2020

©Tennis Top 10® – All rights reserved

www.TennisTop10.com

Title Nro.	Tournament	Category	Year	Surface	Environment
79	Roland Garros	Grand Slam	2018	C	Outdoor
80	Rogers Cup	ATP Masters 1000	2018	H	Outdoor
81	Internazionali BNL d'Italia	ATP Masters 1000	2019	C	Outdoor
82	Roland Garros	Grand Slam	2019	C	Outdoor
83	Rogers Cup	ATP Masters 1000	2019	H	Outdoor
84	US Open	Grand Slam	2019	H	Outdoor
85	Abierto Mexicano Telcel	ATP 500	2020	H	Outdoor

CHAMPION TITLES WON BY NOVAK DJOKOVIC

Title Nro.	Tournament	Category	Year	Surface	Environment
1	Dutch Open Tennis	ATP 250	2006	C	Outdoor
2	Moselle Open	ATP 250	2006	H	Indoor
3	Next Generation Adelaide International	ATP 250	2007	H	Outdoor
4	Miami Open	ATP Masters 1000	2007	H	Outdoor
5	Estoril	ATP 250	2007	C	Outdoor
6	ATP Masters 1000 - Canada	ATP Masters 1000	2007	H	Outdoor
7	Erste Bank Open	ATP 500	2007	H	Indoor
8	Australian Open	Grand Slam	2008	H	Outdoor
9	BNP Paribas Open	ATP Masters 1000	2008	H	Outdoor
10	Internazionali BNL d'Italia	ATP Masters 1000	2008	C	Outdoor
11	Tennis Masters Cup	Tennis Masters Cup	2008	H	Indoor
12	Dubai Duty Free Tennis Championships	ATP 500	2009	H	Outdoor
13	Serbia Open	ATP 250	2009	C	Outdoor
14	China Open	ATP 500	2009	H	Outdoor
15	Swiss Indoors Basel	ATP 500	2009	H	Indoor
16	Rolex Paris Masters	ATP Masters 1000	2009	H	Indoor
17	Dubai Duty Free Tennis Championships	ATP 500	2010	H	Outdoor
18	China Open	ATP 500	2010	H	Outdoor
19	Australian Open	Grand Slam	2011	H	Outdoor
20	Dubai Duty Free Tennis Championships	ATP 500	2011	H	Outdoor
21	BNP Paribas Open	ATP Masters 1000	2011	H	Outdoor
22	Miami Open	ATP Masters 1000	2011	H	Outdoor
23	Serbia Open	ATP 250	2011	C	Outdoor
24	Mutua Madrid Open	ATP Masters 1000	2011	C	Outdoor
25	Internazionali BNL d'Italia	ATP Masters 1000	2011	C	Outdoor
26	Wimbledon	Grand Slam	2011	G	Outdoor
27	ATP Masters 1000 - Canada	ATP Masters 1000	2011	H	Outdoor
28	US Open	Grand Slam	2011	H	Outdoor
29	Australian Open	Grand Slam	2012	H	Outdoor
30	Miami Open	ATP Masters 1000	2012	H	Outdoor
31	ATP Masters 1000 - Canada	ATP Masters 1000	2012	H	Outdoor
32	China Open	ATP 500	2012	H	Outdoor
33	Rolex Shanghai Masters	ATP Masters 1000	2012	H	Outdoor
34	ATP Finals	Tennis Masters Cup	2012	H	Indoor
35	Australian Open	Grand Slam	2013	H	Outdoor
36	Dubai Duty Free Tennis Championships	ATP 500	2013	H	Outdoor
37	Rolex Monte-Carlo Masters	ATP Masters 1000	2013	C	Outdoor
38	China Open	ATP 500	2013	H	Outdoor

Title Nro.	Tournament	Category	Year	Surface	Environment
39	Rolex Shanghai Masters	ATP Masters 1000	2013	H	Outdoor
40	Rolex Paris Masters	ATP Masters 1000	2013	H	Indoor
41	ATP Finals	Tennis Masters Cup	2013	H	Indoor
42	BNP Paribas Open - Indian Wells	ATP Masters 1000	2014	H	Outdoor
43	Miami Open	ATP Masters 1000	2014	H	Outdoor
44	Internazionali BNL d'Italia	ATP Masters 1000	2014	C	Outdoor
45	Wimbledon	Grand Slam	2014	G	Outdoor
46	China Open	ATP 500	2014	H	Outdoor
47	Rolex Paris Masters	ATP Masters 1000	2014	H	Indoor
48	ATP Finals	Tennis Masters Cup	2014	H	Indoor
49	Australian Open	Grand Slam	2015	H	Outdoor
50	BNP Paribas Open - Indian Wells	ATP Masters 1000	2015	H	Outdoor
51	Miami Open	ATP Masters 1000	2015	H	Outdoor
52	Rolex Monte-Carlo Masters	ATP Masters 1000	2015	C	Outdoor
53	Internazionali BNL d'Italia	ATP Masters 1000	2015	C	Outdoor
54	Wimbledon	Grand Slam	2015	G	Outdoor
55	US Open	Grand Slam	2015	H	Outdoor
56	China Open	ATP 500	2015	H	Outdoor
57	Rolex Shanghai Masters	ATP Masters 1000	2015	H	Outdoor
58	Rolex Paris Masters	ATP Masters 1000	2015	H	Indoor
59	ATP Finals	Tennis Masters Cup	2015	H	Indoor
60	Qatar ExxonMobil Open	ATP 250	2016	H	Outdoor
61	Australian Open	Grand Slam	2016	H	Outdoor
62	BNP Paribas Open - Indian Wells	ATP Masters 1000	2016	H	Outdoor
63	Miami Open	ATP Masters 1000	2016	H	Outdoor
64	Mutua Madrid Open	ATP Masters 1000	2016	C	Outdoor
65	Roland Garros	Grand Slam	2016	C	Outdoor
66	Roger Cup	ATP Masters 1000	2016	H	Outdoor
67	Qatar ExxonMobil Open	ATP 250	2017	H	Outdoor
68	Nature Valley International	ATP 250	2017	G	Outdoor
69	Wimbledon	Grand Slam	2018	G	Outdoor
70	Western & Southern Open	ATP Masters 1000	2018	H	Outdoor
71	US Open	Grand Slam	2018	H	Outdoor
72	Rolex Shanghai Masters	ATP Masters 1000	2018	H	Outdoor
73	Australian Open	Grand Slam	2019	H	Outdoor
74	Mutua Madrid Open	ATP Masters 1000	2019	C	Outdoor
75	Wimbledon	Grand Slam	2019	G	Outdoor
76	Rakuten Japan Open Tennis Championships	ATP 500	2019	H	Outdoor
77	Rolex Paris Masters	ATP Masters 1000	2019	H	Indoor
78	Australian Open	Grand Slam	2020	H	Outdoor

Title Nro.	Tournament	Category	Year	Surface	Environment
79	Dubai Duty Free Tennis Championships	ATP 500	2020	H	Outdoor

ANEXO II

FINALIST TITLES WON BY ROGER FEDERER

Title Nro.	Tournament	Category	Year	Surface	Environment
1	Marseille	ATP 250	2000	H	Indoor
2	Swiss Indoors Basel	ATP 500	2000	H	Indoor
3	ABN AMRO World Tennis Tournament	ATP 500	2001	H	Indoor
4	Swiss Indoors Basel	ATP 500	2001	H	Indoor
5	Milan	ATP 250	2002	H	Indoor
6	BNP Paribas Open - Miami	ATP Masters 1000	2002	H	Outdoor
7	Internazionali BNL d'Italia	ATP Masters 1000	2003	C	Outdoor
8	J. Safra Sarasin Swiss Open	ATP 250	2003	C	Outdoor
9	Tennis Masters Cup	Tennis Masters Cup	2005	H	Indoor
10	Dubai Duty Free Tennis Championships	ATP 500	2006	H	Outdoor
11	Rolex Monte-Carlo Masters	ATP Masters 1000	2006	C	Outdoor
12	Internazionali BNL d'Italia	ATP Masters 1000	2006	C	Outdoor
13	Roland Garros	Grand Slam	2006	C	Outdoor
14	Rolex Monte-Carlo Masters	ATP Masters 1000	2007	C	Outdoor
15	Roland Garros	Grand Slam	2007	C	Outdoor
16	ATP Masters 1000 - Canada	ATP Masters 1000	2007	H	Outdoor
17	Mutua Madrid Open	ATP Masters 1000	2007	H	Indoor
18	Rolex Monte-Carlo Masters	ATP Masters 1000	2008	C	Outdoor
19	Hamburg European Open	ATP 500	2008	C	Outdoor
20	Roland Garros	Grand Slam	2008	C	Outdoor
21	Wimbledon	Grand Slam	2008	G	Outdoor
22	Australian Open	Grand Slam	2009	H	Outdoor
23	Us Open	Grand Slam	2009	H	Outdoor
24	Swiss Indoors Basel	ATP 500	2009	H	Indoor
25	Mutua Madrid Open	ATP Masters 1000	2010	C	Outdoor
26	Halle	ATP 500	2010	G	Outdoor
27	Rogers Cup	ATP Masters 1000	2010	H	Outdoor
28	Rolex Shanghai Masters	ATP Masters 1000	2010	H	Outdoor
29	Dubai Duty Free Tennis Championships	ATP 500	2011	H	Outdoor
30	Roland Garros	Grand Slam	2011	C	Outdoor
31	Halle	ATP 500	2012	G	Outdoor
32	London Olympics	Olympic	2012	G	Outdoor
33	Swiss Indoors Basel	ATP 500	2012	H	Indoor
34	ATP Finals	ATP Finals	2012	H	Indoor
35	Internazionali BNL d'Italia	ATP Masters 1000	2013	C	Outdoor
36	Swiss Indoors Basel	ATP 500	2013	H	Indoor
37	Brisbane International	ATP 250	2014	H	Outdoor

THE BIG 3: ROGER FEDERER – RAFAEL NADAL - NOVAK DJOKOVIC – Decade: 2010 - 2020

©Tennis Top 10® – All rights reserved

www.TennisTop10.com

Title Nro.	Tournament	Category	Year	Surface	Environment
38	BNP Paribas Open - Indian Wells	ATP Masters 1000	2014	H	Outdoor
39	Rolex Monte-Carlo Masters	ATP Masters 1000	2014	C	Outdoor
40	Wimbledon	Grand Slam	2014	G	Outdoor
41	Rogers Cup	ATP Masters 1000	2014	H	Outdoor
42	ATP Finals	ATP Finals	2014	H	Indoor
43	BNP Paribas Open - Indian Wells	ATP Masters 1000	2015	H	Outdoor
44	Internazionali BNL d'Italia	ATP Masters 1000	2015	C	Outdoor
45	Wimbledon	Grand Slam	2015	G	Outdoor
46	Us Open	Grand Slam	2015	H	Outdoor
47	ATP Finals	ATP Finals	2015	H	Indoor
48	Brisbane International	ATP 250	2016	H	Outdoor
49	Rogers Cup	ATP Masters 1000	2017	H	Outdoor
50	BNP Paribas Open - Indian Wells	ATP Masters 1000	2018	H	Outdoor
51	Halle	ATP 500	2018	G	Outdoor
52	Western & Southern Open	ATP Masters 1000	2018	H	Outdoor
53	BNP Paribas Open - Indian Wells	ATP Masters 1000	2019	H	Outdoor
54	Wimbledon	Grand Slam	2019	G	Outdoor

FINALIST TITLES WON BY RAFAEL NADAL

Title Nro.	Tournament	Category	Year	Surface	Environment
1	ASB Classic	ATP 250	2004	H	Outdoor
2	BNP Paribas Open - Miami	ATP Masters 1000	2005	H	Outdoor
3	Wimbledon	Grand Slam	2006	G	Outdoor
4	Hamburg	ATP Masters 1000	2007	C	Outdoor
5	Wimbledon	Grand Slam	2007	G	Outdoor
6	Rolex Paris Masters	ATP Masters 1000	2007	H	Indoor
7	Chennai	ATP 250	2008	H	Outdoor
8	BNP Paribas Open - Miami	ATP Masters 1000	2008	H	Outdoor
9	ABN AMRO World Tennis Tournament	ATP 500	2009	H	Indoor
10	Mutua Madrid Open	ATP Masters 1000	2009	C	Outdoor
11	Rolex Shanghai Masters	ATP Masters 1000	2009	H	Outdoor
12	Qatar ExxonMobil Open	ATP 250	2010	H	Outdoor
13	ATP Finals	ATP Finals	2010	H	Indoor
14	BNP Paribas Open - Indian Wells	ATP Masters 1000	2011	H	Outdoor
15	BNP Paribas Open - Miami	ATP Masters 1000	2011	H	Outdoor
16	Mutua Madrid Open	ATP Masters 1000	2011	C	Outdoor
17	Internazionali BNL d'Italia	ATP Masters 1000	2011	C	Outdoor
18	Wimbledon	Grand Slam	2011	G	Outdoor
19	US Open	Grand Slam	2011	H	Outdoor
20	Rakuten Japan Open Tennis Championships	ATP 500	2011	H	Outdoor
21	Australian Open	Grand Slam	2012	H	Outdoor
22	Royal Guard Open Chile	ATP 250	2013	C	Outdoor
23	Rolex Monte-Carlo Masters	ATP Masters 1000	2013	C	Outdoor
24	China Open	ATP 500	2013	H	Outdoor
25	ATP Finals	ATP Finals	2013	H	Indoor
26	Australian Open	Grand Slam	2014	H	Outdoor
27	BNP Paribas Open - Miami	ATP Masters 1000	2014	H	Outdoor
28	Rolex Monte-Carlo Masters	ATP Masters 1000	2014	C	Outdoor
29	Mutua Madrid Open	ATP Masters 1000	2015	C	Outdoor
30	China Open	ATP 500	2015	H	Outdoor
31	Swiss Indoors Basel	ATP 500	2015	H	Indoor
32	Qatar ExxonMobil Open	ATP 250	2016	H	Outdoor
33	Australian Open	Grand Slam	2017	H	Outdoor
34	Abierto Mexicano Telcel	ATP 500	2017	H	Outdoor
35	BNP Paribas Open - Miami	ATP Masters 1000	2017	H	Outdoor
36	Rolex Shanghai Masters	ATP Masters 1000	2017	H	Outdoor
37	Australian Open	ATP Masters 1000	2019	H	Outdoor

FINALIST TITLES WON BY NOVAK DJOKOVIC

Title Nro.	Tournament	Category	Year	Surface	Environment
1	Umag	ATP 250	2006	C	Outdoor
2	BNP Paribas Open - Indian Wells	ATP Masters 1000	2007	H	Outdoor
3	US Open	Grand Slam	2007	H	Outdoor
4	Fever-Tree Championships	ATP 500	2008	G	Outdoor
5	Western & southern Open	ATP Masters 1000	2008	H	Outdoor
6	Thailand Open	ATP 250	2008	H	Indoor
7	BNP Paribas Open - Miami	ATP Masters 1000	2009	H	Outdoor
8	Rolex Monte-Carlo Masters	ATP Masters 1000	2009	C	Outdoor
9	Internazionali BNL d'Italia	ATP Masters 1000	2009	C	Outdoor
10	Halle	ATP 500	2009	G	Outdoor
11	Western & southern Open	ATP Masters 1000	2009	H	Outdoor
12	US Open	Grand Slam	2010	H	Outdoor
13	Swiss Indoors Basel	ATP 500	2010	H	Indoor
14	Western & southern Open	ATP Masters 1000	2011	H	Outdoor
15	Rolex Monte-Carlo Masters	ATP Masters 1000	2012	C	Outdoor
16	Internazionali BNL d'Italia	ATP Masters 1000	2012	C	Outdoor
17	Roland Garros	Grand Slam	2012	C	Outdoor
18	Western & southern Open	ATP Masters 1000	2012	H	Outdoor
19	US Open	Grand Slam	2012	H	Outdoor
20	Wimbledon	Grand Slam	2013	G	Outdoor
21	US Open	Grand Slam	2013	H	Outdoor
22	Roland Garros	Grand Slam	2014	C	Outdoor
23	Dubai Duty Free Tennis Championships	ATP 500	2015	H	Outdoor
24	Roland Garros	Grand Slam	2015	C	Outdoor
25	ATP Masters 1000 - Canada	ATP Masters 1000	2015	H	Outdoor
26	Western & southern Open	ATP Masters 1000	2015	H	Outdoor
27	Internazionali BNL d'Italia	ATP Masters 1000	2016	C	Outdoor
28	US Open	Grand Slam	2016	H	Outdoor
29	ATP Finals	ATP Finals	2016	H	Indoor
30	Internazionali BNL d'Italia	ATP Masters 1000	2017	C	Outdoor
31	Fever-Tree Championships	ATP 500	2018	G	Outdoor
32	Rolex Paris Masters	ATP Masters 1000	2018	H	Indoor
33	Nitto ATP Finals	ATP Finals	2018	H	Indoor
34	Internazionali BNL d'Italia	ATP Masters 1000	2019	C	Outdoor